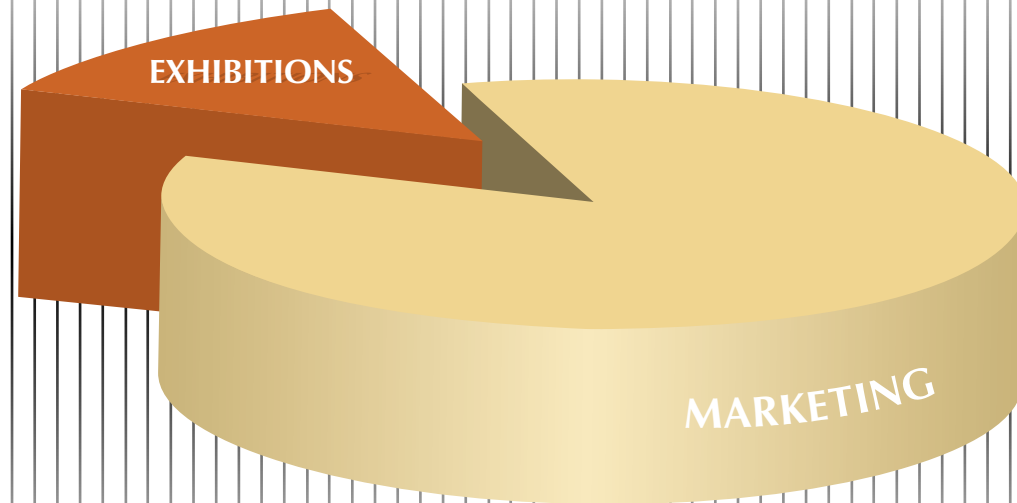


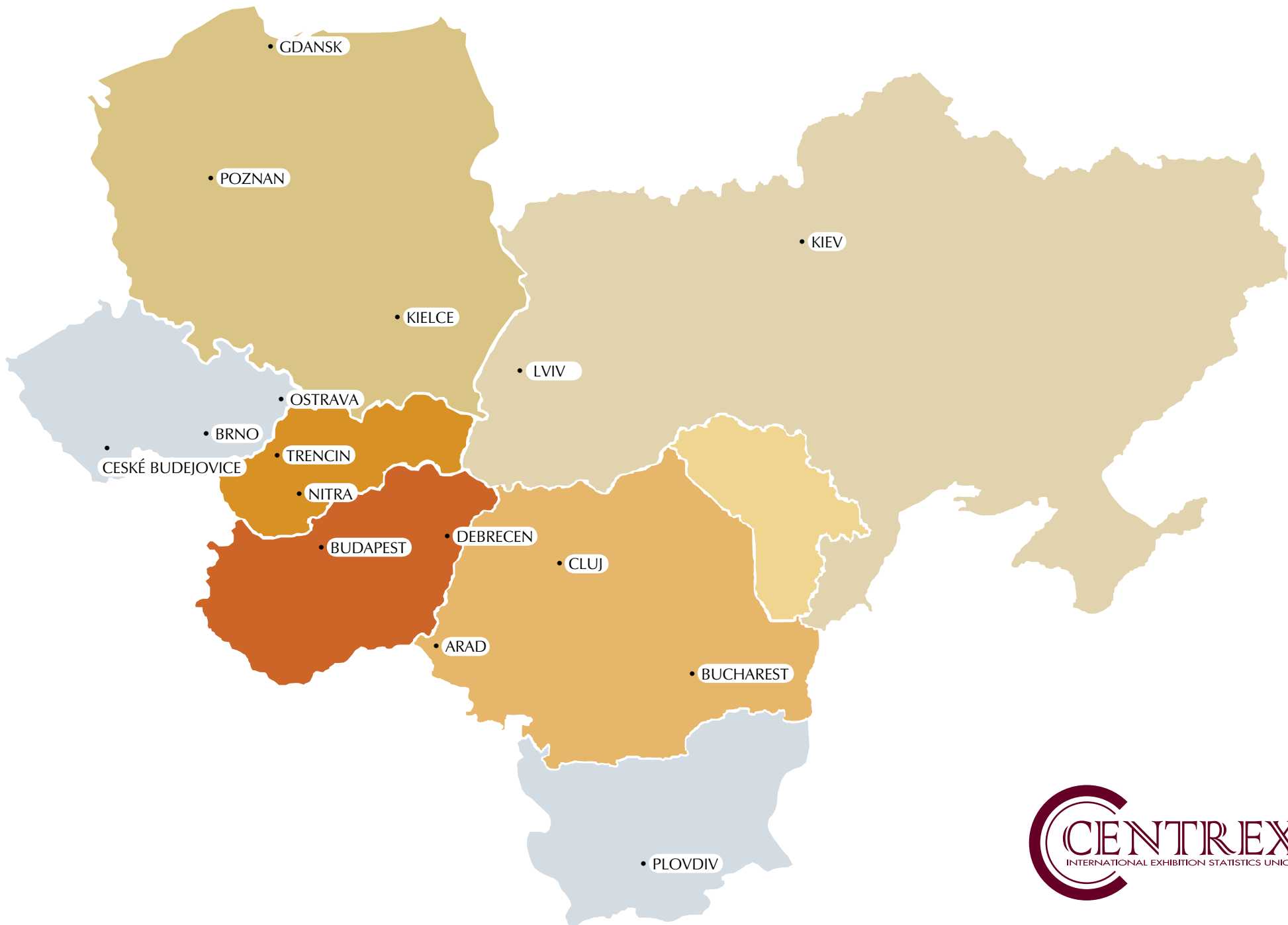
2011




CENTRAL EASTERN EUROPEAN
**EXHIBITION
STATISTICS**
OF THE MEMBERS OF
CENTREX INTERNATIONAL
EXHIBITION STATISTICS UNION

AND MEMBERS OF
THE POLISH CHAMBER
OF EXHIBITION INDUSTRY

The Exhibition Knowledge Provider





CONTENTS:

EXHIBITION STATISTICS & AUDITING RULES

6

STATISTICS 2011:


(IN SEQUENCE OF CITIES) FROM 6 AND 19 PAGES

POLISH STATISTICS 2011:

(IN SEQUENCE OF CITIES) FROM 21 AND 32 PAGES

CITY	ORGANISER	STATISTICS '11 PAGE NO.
ARAD	EXPO ARAD INTERNATIONAL	7
BRNO	TRADE FAIRS BRNO A.S.	7
BUCHAREST	ROMEXPO S.A.	9
BUDAPEST	HUNGEXPO CCo. LTD.	9
CESKÉ BUDEJOVICE	VYSTAVISTÉ ČESKÉ BUDEJOVICE A.S.	10
CLUJ-NAPOCA	DLG INTERMARKETING & CONSULTING SRL.	11
DEBRECEN	V-TRADE EXHIBITIONS LTD.	11
GDANSK	GDANSK INTERNATIONAL FAIR CCo.	11
KIELCE	TARGI KIELCE LTD.	12
KIEV	EUROINDEX LTD.	15
	KIEV INTERNATIONAL CONTRACT FAIR	15
LVIV	GAL-EXPO JSC.	16
OSTRAVA	OSTRAVSKÉ VÝSTAVY A.S.	17
PLOVDIV	INTERNATIONAL FAIR PLOVDIV	17
POZNAN	POZNAN INTERNATIONAL FAIR LTD.	18
TRENCIN	EXPO CENTER A.S.	20

CITY	STATISTICS '11 PAGE NO.
BIELSKO BIALA	22
BYDGOSZCZ	22
GDANSK	22
GDYNIA	22
KATOWICE	22
KIELCE	23
KRAKÓW	25
LESZNO-WILKOWICE	25
LÓDZ	26
LUBLIN	26
OSTRÓDA	27
POZNAN	27
STESZEW	29
SZCZECIN	29
TORUN	29
WARSAW	30
WISLA	30
WROCLAW	30
POLISH MAP	31
NEW UFI CATEGORIES	32



CENTREX MEMBERS' LIST

AGROKOMPLEX-VÝSTAVNÍCTVO NITRA, ŠTÁTNY PODNIK

Výstavná 4, 949 01 Nitra
Tel.: ++421 (0)37-6-572-405
Fax: ++421 (0)37-6-572-252
Web: www.agrokomplex.sk
E-mail: baluska@agrokomplex.sk

EUROINDEX LTD.

56, Peremoha Ave., Kyiv, 03680, Ukraine
Tel/Fax: (+380 44) 461-9300
Web: www.euroindex.ua
E-mail: info@eindex.kiev.ua

EXPO ARAD INTERNATIONAL

RO-310375 Arad, Cl. Aurel Vlaicu 300
Tel.: +40-257-216520; 0357-407698
Fax: +40-257-216521
Web: www.expoarad.ro
E-mail: expo@ccia-arad.ro

EXPO CENTER A. S.

SK - 911 01 Trenčín, Pod Sokolicami 43
Phone/Fax: +421-32-7435 600
Web: www.expocenter.sk
E-mail: marketing@expocenter.sk

GDANSK INTERNATIONAL FAIR C. CO.

PL-80-382 Gdansk, ul. Beniowskiego 5.
Phone: +48 58 554 92 00
Fax: +48 58 552 21 68
Web: www.mtgsa.pl
E-mail: sekretariat@mtgsa.com.pl

HUNGEXPO C.CO. LTD.

H - 1101 Budapest, Albertirsai út 10.
Phone: +36-1-263-6541
Fax: +36-1-263-6090
Web: www.hungexpo.hu
E-mail: hungexpo@hungexpo.hu

INTERNATIONAL FAIR PLOVDIV

BG – 4003 Plovdiv, Bulgaria
37, Tzar Boris III-Obedinitel blvd.
Phone: + 359 32 902346
Fax: + 359 32 902432
Web: www.fair.bg
E-mail: renyg@fair.bg

DLG INTERMARKETING & CONSULTING SRL

RO – 040033 Bucharest,
10, Splaiul Unirii, Bl. B5, Sc. 3, Ap. 53,
Phone: + 40 21 317 12 25/26
Fax: + 40 21 319 63 71
Web: www.agraria.info.ro
E-mail: office@intermarketing.ro,
corina@agraria.info.ro

JOINT-STOCK CO. GAL-EXPO®

30, Vynnychenka Str. Lviv, 79008, Ukraine
Phone: +380 (32)2970627, 2971369
Fax: +380 (32) 2971756
Web: www.galexpo.lviv.ua
E-mail: exhib@galexpo.lviv.ua

KIEV INTERNATIONAL CONTRACT FAIR

P.O.Box B-13, Kyiv, 01001, Ukraine
Phone: +38044 461-93-42, 41
Fax: +38044 461-93-40/49
Web: www.kmky.kiev.ua
E-mail: info@kmky.kiev.ua

OSTRAVSKÉ VÝSTAVY, A.S.

Výstaviště Cerná louka,
728 26 - Ostrava, Czech Republic
Phone: +420 596 167 119
Fax: +420 596 167 125
Web: www.cerna-louka.cz
E-mail: vystavy@cerna-louka.cz

POZNAN INTERNATIONAL FAIR LTD.

PL - 60734 Poznan, ul. Glogowska 14.
Phone: +48-61-869-2210
Fax: +48-61-869-2960
Web: www.mtp.pl
E-mail: info@mtp.pl

ROMEXPO S. A.

65-67, Marasti Blvd, PO Box 32-3, RO-011465,
Bucharest - ROMANIA
Phone: (+4021) 202 57 24
Fax: (+4021) 202 57 03
Web: www.romexpo.ro
E-mail: adj.director.general@romexpo.ro

TARGI KIELCE (KIELCE TRADE FAIRS)

PL - 25672 Kielce, Zakladowa 1.
Phone: +48-41-365-1222
Fax: +48-41-345-6261
Web: www.targikielce.pl
E-mail: zarzad@targikielce.pl

TRADE FAIRS BRNO A. S.


CZ - 647 00 Brno, Vystaviste 1
Phone: +420-5-411-52-813
Fax: +420-5-411-53-51
Web: www.bvv.cz
E-mail: info@bvv.cz

V-TRADE EXHIBITIONS LTD.

H - 4032 Debrecen, Füredi út 76. I. em.
Phone: +36-52-436-011
Fax: +36-52-436-012
Web: www.vtrade.hu
E-mail: vtrade@vtrade.hu

VYSTAVISTÉ ČESKÉ BUDEJOVICE

CZ - 370 21 České Budejovice Husova 523
Phone: +420-38-7714911
Fax: +420-38-7714263
Web: www.vcb.cz
E-mail: info@vcb.cz



**CENTRAL EASTERN EUROPEAN
EXHIBITION STATISTICS**

2011

OF THE MEMBERS OF
CENTREX INTERNATIONAL
EXHIBITION STATISTICS UNION

AND MEMBERS OF THE POLISH
CHAMBER OF EXHIBITION INDUSTRY

VISITORS

Number of visitors is calculated on evidence. Number of paying visitors is established through financial evidence: number of sold tickets (prepaid or on the spot) and number of tickets/entry passes paid by the exhibitor or a third party. Season tickets sold are calculated as reasonable. Number of family tickets sold are calculated as 4 visitors.

Persons arriving with vouchers, registration cards or similar valid free passes, tickets can be counted as visitors only if evidence is available. Number of foreign visitors is established either by tickets sold out at special counters for foreigners, filled in-registration cards with evidence of the foreign origin of the visitor or through representative visitor surveys.

NUMBER OF VISITS

As a new category the number of visits can be established with evidences of re-visits of the visitors. If no evidence of re-visits occurred one visit per visitor was presumed therefore the number of visits equals to the number of visitors.

SPACE

The contracted space refers only to the area occupied by exhibitors. It corresponds to the number of square meters invoiced and paid for by these exhibitors. Surface areas given free of charge are not counted. The contracted space is divided up in indoors and outdoors rented by exhibitors. Special show space is where performances, shows, lectures, contests, it relates to the theme of the exhibition and it constitutes part of total net exhibition space.

EXHIBITORS

An exhibitor with his own stand (direct exhibitor) is one who occupies a stand for his company, receives the bill from the exhibition organiser and settles it directly. Co-exhibitors at an exhibitor's stand or participants at a collective stand are also considered as exhibitors for statistical purposes if they exhibit their own goods employing their own personnel on the exhibitor's stand and their autonomy can be undoubtedly recognised even without physical separation. The nature of the participation and the identity of each exhibitor at the stand should be undoubtedly clear from the application form sent to the exhibition organiser.

MULTINATIONAL COMPANIES (AS SUBCATEGORY OF DOMESTIC EXHIBITORS) **NEW!**

A multinational corporation (MNC) is a corporation or enterprise that manages production or delivers services in more than one country. Information from the exhibitor must come on the application form.

REPRESENTED COMPANIES

Due to economics changes CENTREX does not collect data of represented companies.

DEAR READERS, FRIENDS,

The reason for founding Centrex as an institution was an ever growing demand for transparent and reliable statistical data collected on a basis of equal methodology suitable for independent auditing. Publishing of real parameters of trade fairs significantly helps raising the values of the exhibition industry. The initiative for founding Centrex came from exhibition organizers of the so called Visegrad 4 countries in 1997. These countries have been cooperating on a political level for a number of years and collaboration in the exhibition industry in terms of collecting and evaluating statistical data was just a logical step within the V4 framework. The founding members of Centrex in alphabetic order are BVV Brno, Hungexpo, Incheba and MTP Poznan.

Centrex became a full fledged member of UFI in 1999. Today there are 17 members from several countries, not just the original V4, active in this association. The statistics released by Centrex are taken over by many institutions including AUMA. Incheba Bratislava ceased to be a member of Centrex in 2011.

Since the beginning of an economic slowdown in Europe in 2009 Centrex has been actively supporting the exhibition industry by highlighting trade fairs as an important marketing tool. Proper positioning of trade fairs within sophisticated marketing strategies seems to be even more important in times of modern communication technologies, such as the internet. Virtual presentations spread over the world-wide-web are a stubbornly repeated argument used by the media, often disregarding the real value of real meetings of real people, i.e. the trade fairs. The ever growing exchange of experience among the Centrex members helps significantly to change this picture of the exhibition industry in all member countries which are facing the same media problems.

The year 2011 witnessed a sign of recovery of the exhibition industry in Central Europe. The abundance of trade fairs showcasing similar or the same themes within a relatively small geographic area gave way to a significant consolidation of exhibition events.

I am convinced that one difficult chapter of the history of the exhibition industry has come to an end and our statistics will from now on proudly present more optimistic figures.

JIRI KULIS
Chairman of the Board

NEW CATEGORIES

To better comply with the Euro Fair Statistics as orientation points we also introduced the dates of the fairs and their principle industry coverage.

Event title	Opening date	Closing date	Frequency (Years)	Industry category UFI	Total net space	Space								Exhibitors					Visitors			
						Contracted space							Special show area	Exhibitors total	Domestic exhibitors		Foreign exhibitors	Countries	Admission for Trade/Public	Number of visitors		Number of visits
						Total	Indoor domestic	Indoor foreign	Indoor total	Outdoor domestic	Outdoor foreign	Outdoor total			There of multi-national companies	Foreign				Number of visitors	Foreign	
ARAD (RO)						Expo Arad International																
AGROMALIM	08.09.	11.09.	1	1	13055	12555	985	334	1319	10649	587	11236	500	221	180	n.a.	41	7	T/P	8348	n.a.	8348
AR-MEDICA	03.11.	05.11.	1	22	1775	1415	1347	68	1415	0	0	0	360	102	97	n.a.	5	3	T/P	3837	n.a.	3837
TOTAL (OF AUDITED FAIRS)					14830	13970	2332	402	2734	10649	587	11236	860	323	277	n.a.	46	10		12185	n.a.	12185
AUDITED BY CENTREX																						
BRNO (CZ)						Trade Fairs Brno																
AUTOTEC+AUTOSALON	04.06.	09.06.	2	16	31864	21164	14259	66	14325	6829	10	6839	10700	188	181	n.a.	7	4	P	96000	663	96000
BOAT BRNO	10.11.	13.11.	1	26	3449	1398	856	518	1374	15	0	15	2060	40	33	n.a.	7	7	T/P	incl. in Sportlife		
BUILDING CENTER EDEN 3000	all years			15	5524	5524	423	0	423	5101	0	5101	0	198	198	n.a.	0	1	P	101089	0	101089
CARAVANING BRNO	10.11.	13.11.	1	3	6548	5123	4979	144	5123	0	0	0	1425	33	28	n.a.	5	4	T/P	incl. in Sportlife		
CHRISTMAS MARKET	9.12.	18.12.	1	27	5352	3992	3797	54	3851	141	0	141	1360	301	294	n.a.	7	4	P	55625	0	55625
ENVIBRNO	24.05.	26.05.	1	10	691	691	424	92	516	175	0	175	0	33	28	n.a.	5	5	T	incl. in VOD-KA		
FISHING	10.03.	13.03.	1	1	2746	1746	1746	0	1746	0	0	0	1000	67	67	n.a.	0	1	P	incl. in PRODÍŤĚ		
GO*	13.01.	16.01.	1	6	3622	1922	1613	198	1811	111	0	111	1700	155	132	n.a.	23	11	T/P	33242	498	33242
IBF*	12.04.	16.04.	1	5	29919	29919	9739	2145	11884	17525	510	18035	0	482	377	n.a.	105	18	T/P	66326	1849	66326
IDET*	10.05.	13.05.	2	7	29947	9640	8195	1138	9333	250	57	307	20307	131	89	n.a.	42	20	T	30935	1442	30935
KABO I.	15.02.	17.02.	1	25	3801	3320	2831	489	3320	0	0	0	481	120	97	n.a.	23	9	T	incl. in STYL I.		
KABO II.	21.08.	23.08.	1	25	3612	3234	2627	607	3234	0	0	0	378	104	79	n.a.	25	11	T	incl. in STYL I.		
MEDICAL FAIR BRNO	18.10.	21.10.	1	22	6090	3190	3035	144	3179	11	0	11	2900	145	134	n.a.	11	9	T	9471	583	9471
MOBITEX*	12.4	16.4	1	12	4241	4001	3743	258	4001	0	0	0	240	102	93	n.a.	9	6	T/P	incl. in IBF		
MOTOSALON	3.3	6.3	1	16	6516	5091	4631	460	5091	0	0	0	1425	96	93	n.a.	3	4	P	38818	4	38818
MSV*	3.10	7.10	1	19	38754	37701	28279	7315	35594	1914	193	2107	1053	1218	761	n.a.	457	22	T	79296	6601	79296
NATIONAL SHOW OF LIVESTOCK AND AGRICULTURAL EQUIPMENT	23.6	26.6	2	3	19562	6036	2340	281	2621	3352	63	3415	13526	182	162	n.a.	20	10	T/P	incl. in PROPET		
AUDITED UNDER CENTREX SISTEM. *UFI APPROVED EVENT																						

Event title	Opening date	Closing date	Frequency (Years)	Industry category UFI	Space									Exhibitors					Visitors					
					Total net space	Contracted space						Special show area	Exhibitors total	Domestic exhibitors		Foreign exhibitors	Countries	Admission for Trade/Public	Number of visitors		Number of visits			
						Total	Indoor domestic	Indoor foreign	Indoor total	Outdoor domestic	Outdoor foreign			Outdoor total	There of multi-national companies				Foreign	Number of visitors		Foreign		
BRNO (CZ)																						Trade Fairs Brno		
OPTA	25.02.	27.02.	1	23	3641	3191	2975	216	3191	0	0	0	450	81	65	n.a.	16	7	T	5126	503	5126		
PRINTEXPO	03.05.	06.05.	2	4	4268	3668	3558	110	3668	0	0	0	600	111	97	n.a.	14	7	T	5071	797	5071		
PRODITĚ	10.03.	13.03.	1	27	4385	2985	2867	118	2985	0	0	0	1400	97	88	n.a.	9	3	P	42994	255	42994		
PROPET	24.06.	26.06.	2	3	5907	2207	931	48	979	1172	56	1228	3700	137	128	n.a.	9	5	T/P	45346	347	45346		
PYROS/ISET	12.05.	14.05.	2	7	5756	2920	1668	115	1783	1137	0	1137	2836	88	80	n.a.	8	7	T	incl. in IDET				
REGIONTOUR	13.01.	16.01.	1	6	6957	5387	5070	313	5383	4	0	4	1570	423	349	n.a.	74	8	T/P	incl.in GO				
SHK BRNO	12.04.	16.04.	1	5	4956	4956	4310	358	4668	288	0	288	0	149	135	n.a.	14	8	T	incl.in IBF				
SPORT LIFE	10.11.	13.11.	1	3	22699	8640	6722	1873	8595	45	0	45	14059	285	202	n.a.	83	13	T/P	43850	2745	43850		
STAINLESS	17.05.	18.05.	2	19	2218	2218	494	1724	2218	0	0	0	0	133	29	n.a.	104	16	T	1031	302	1031		
STYL I.	15.02.	17.02.	1	25	6243	4431	3267	1164	4431	0	0	0	1812	259	192	n.a.	67	11	T	6572	1000	6572		
STYL II.	21.08.	23.08.	1	25	6667	4211	2965	1246	4211	0	0	0	2456	223	158	n.a.	65	15	T	6572	796	6572		
TRANSPORT A LOGISTIKA	03.10.	07.10.	2	26	2487	2418	1540	399	1939	479	0	479	69	115	78	n.a.	37	10	T	incl. in MSV				
URBIS INVEST	12.04.	16.04.	1	15	584	584	518	66	584	0	0	0	0	47	43	n.a.	4	2	T	incl.in IBF				
URBIS TECHNOLOGY	12.04.	16.04.	1	5	1264	1264	104	0	104	1160	0	1160	0	22	22	n.a.	0	1	T	incl.in IBF				
VINEX* + HORECA FORUM	02.03.	02.03.	2	2	1573	973	913	60	973	0	0	0	600	60	54	n.a.	6	3	T	3428	29	3428		
VODOVODY-KANALIZACE	24.05.	26.05.	1	5	5867	5512	4714	160	4874	638	0	638	355	155	141	n.a.	14	10	T	6448	517	6448		
WOOD-TEC*	18.10.	21.10.	2	5	10711	10315	8649	1180	9829	405	81	486	396	213	183	n.a.	30	10	T	14089	1146	14089		
TOTAL					298421	209563	144782	23059	167841	40752	970	41722	88858	6193	4890	n.a.	1303	45		691329	20077	691329		
AUDITED UNDER CENTREX SISTEM. *UFI APPROVED EVENT																								

Event title	Opening date	Closing date	Frequency (Years)	Industry category UFI	Total net space	Space								Exhibitors					Visitors				
						Contracted space							Special show area	Exhibitors total	Domestic exhibitors		Foreign exhibitors	Countries	Admission for Trade/Public	Number of visitors		Number of visits	
						Total	Indoor domestic	Indoor foreign	Indoor total	Outdoor domestic	Outdoor foreign	Outdoor total			There of multi-national companies	Foreign				Foreign			
BUCHAREST (RO)																					Romexpo a. s.		
BIFE*	31.08.	4.09.	1	12	2540	2540	1548	614	2540	378	0	378	0	109	79	n.a.	30	12	T/P	6816	n.a.	6816	
INDAGRA*	19.10.	23.10.	1	1	18088	18088	5458	1863	7321	9872	895	10767	0	382	250	n.a.	132	21	T/P	32654	n.a.	32654	
ROMMEDICA*	31.3.	3.4.	1	22	727	727	638	89	727	0	0	0	0	49	40	n.a.	9	6	T	8989	n.a.	8989	
TIB*	5.10.	8.10.	1	19	7214	6752	4254	1882	6136	228	388	616	462	343	197	n.a.	146	17	T	6751	n.a.	6751	
TOTAL (OF AUDITED FAIRS)					28569	28107	11898	4448	16724	10478	1283	11761	462	883	566		317			55210		55210	

AUDITED BY CENTREX *UFI APPROVED EVENT

BUDAPEST (HU)																					Hungexpo CCo. Ltd.		
AGRO+MASHEXPO*	26.1.	29.1.	1	1	10122	10002	8944	1058	10002	0	0	0	120	157	130	n.a.	27	10	T/P	19679	5%	19679	
AUTOTECHNIKA	10.11.	12.11.	2	16	2390	2143	2143	n.a.	2143	0	0	0	247	81	77	n.a.	4	n.a.	T/P	incl. in Budatranspack			
BNV	19.10.	23.10.	1	27	10721	9359	8119	778	8897	422	40	462	1362	345	275	n.a.	70	11	P	34196	n.a.	40865	
BUDAPEST BOAT SHOW	3.3.	6.3.	1	26	6379	6039	5861	64	5925	114	0	114	340	84	81	n.a.	3	3	T/P	incl.in Travel			
BUDAPEST MOTOR SHOW	11.3.	13.3.	1	16	22805	4105	3938	127	4065	40	0	40	18700	78	72	n.a.	6	5	T/P	29001	n.a.	29001	
BUDATRANSPACK	9.11.	11.11.	2	11	1339	1339	1245	94	1339	0	0	0	0	56	49	n.a.	7	6	T	8953	n.a.	8953	
CONSTRUMA*	5.4.	10.4.	1	5	15297	14884	11469	794	12263	2090	531	2621	413	371	340	n.a.	31	14	T/P	57725	n.a.	57725	
ELECTROCOM	17.5.	20.5.	1	18	779	729	320	409	729	0	0	0	50	57	26	n.a.	31	9	T	incl. in Mach-Tech			
FEHOVA	17.3.	20.3.	1	3	11920	6350	5485	600	6085	265	0	265	5570	230	202	n.a.	28	15	T/P	39754	2140	39754	
FURNISHING + DESIGN	5.4.	10.4.	1	12	971	971	941	30	971	0	0	0	0	30	28	n.a.	2	3	T/P	incl. in Construma			
HOVENTA	11.10.	14.10.	1	2	4908	4259	4011	248	4259	0	0	0	649	131	124	n.a.	7	6	T	10093	n.a.	10093	
HUNGARIAN GARDEN	26.1.	29.1.	1	1	1189	1079	1016	63	1079	0	0	0	110	40	38	n.a.	2	3	T/P	incl. in AGRO+MASHEXPO			
HUNGAROTHERM	5.4.	10.4.	2	5	5849	5785	4666	418	5084	599	102	701	64	171	145	n.a.	26	12	T/P	incl. in Construma			
MACH-TECH*	17.5.	20.5.	2	19	10673	10263	9063	1141	10204	59	0	59	410	295	241	n.a.	54	10	T	12190	662	12190	
ÖKOTECH	5.4.	10.4.	1	10	1015	1015	876	87	963	52	0	52	0	43	38	n.a.	5	5	T/P	incl. in Construma			

AUDITED BY CENTREX *UFI APPROVED EVENT

Event title	Opening date	Closing date	Frequency (Years)	Industry category UFI	Space									Exhibitors					Visitors			
					Total net space	Contracted space						Special show area	Exhibitors total	Domestic exhibitors		Foreign exhibitors	Countries	Admission for Trade/Public	Number of visitors			
						Total	Indoor domestic	Indoor foreign	Indoor total	Outdoor domestic	Outdoor foreign			Outdoor total	There of multi-national companies				Foreign	Number of visits		
																					Foreign	Number of visits
BUDAPEST (HU)																				Hungexpo CCo. Ltd.		
PRINTEXPO	9.11.	11.11.	2	11	1719	1719	1612	107	1719	0	0	0	0	61	56	n.a.	5	5	T	incl. in Budatranspack		
PROMOTION	9.11.	11.11.	2	4	231	231	179	52	231	0	0	0	0	18	14	n.a.	4	5	T/P	incl. in Budatranspack		
SERVICE EXPO	9.11.	11.11.	1	4	1049	969	969	0	969	0	0	0	80	21	21	n.a.	0	1	T	incl. in Budatranspack		
SNOW-SHOW	18.11.	20.11.	1	3	2568	2568	2443	125	2568	0	0	0	n.a.	59	47	n.a.	12	6	P	12024	n.a.	12024
SPA & WELLNESS	18.11.	20.11.	1	3	1998	998	968	30	998	0	0	0	1000	45	42	n.a.	3	4	P	incl.in Snow-Show		
TASTES & WINES	18.11.	20.11.	1	2	2233	2173	2074	8	2082	91	0	91	60	118	116	n.a.	2	3	T/P	incl.in Snow-Show		
TRAVEL/CARAVAN SALON	3.3.	6.3.	1	6	11369	8820	6529	2135	8664	156	0	156	2549	440	350	n.a.	90	29	T/P	54809	n.a.	54809
VITICULTURE, VINICULTURE	26.1.	29.1.	1	1	715	551	521	30	551	0	0	0	164	25	22	n.a.	3	4	T/P	incl. in AGRO+MASHEXPO		
TOTAL					128239	96351	83392	8398	91790	3888	673	4561	31888	2956	2534		422			278424	2802	285093

AUDITED BY CENTREX *UFI APPROVED EVENT

CESKÉ BUDEJOVICE (CZ)																				Vystavisté České Budejovice		
ADVENT FEST	2.12.	4.12.	1	27	2210	1810	1386	0	1386	424	0	424	400	132	132	n.a.	0	1	P	30888	n.a.	30888
BEERFESTIVAL	3.6.	4.6.	1	2	3521	961	294	0	294	666	1	667	2560	90	87	n.a.	3	7	T/P	19490	n.a.	19490
BREAD BASKET	25.8.	30.8.	1	1	33577	22441	6122	137	6259	15864	318	16182	11136	631	603	n.a.	28	4	T/P	98117	n.a.	98117
EDUCATION AND CRAFT 2011	23.11.	25.11.	1	8	6102	1512	1337	71	1408	104	0	104	4590	157	150	n.a.	7	3	T/P	16348	n.a.	16348
FASHION SHOW 2011	20.10.	23.10.	1	25	3647	373	205	10	205	158	0	158	0	35	33	n.a.	2	4	T/P	incl.in HOBBY AUTUMN		
HOBBY 2011	11.5.	15.5.	1	3	18741	9240	3322	40	3362	5667	211	5878	9501	409	391	n.a.	18	3	P	57562	n.a.	57562
HOBBY AUTUMN 2011	20.10.	23.10.	1	3	6638	3364	1849	10	1859	1433	72	1505	3274	188	180	n.a.	8	6	T/P	21045	n.a.	21045
MOBIL SALON 2011	15.4.	17.4.	1	16	17162	10592	3128	0	3128	7464	0	7464	6570	70	70	n.a.	0	1	T/P	12503	n.a.	12503
PRESENTATION OF SECONDARY SCHOOL	3.12.	3.12.	1	8	486	86	86	0	86	0	0	0	400	19	19	n.a.	0	1	T/P	incl. in Advent Fest		
TOTAL					92084	50379	17729	268	17997	31780	602	32382	38431	1731	1665	0	66	30	0	255953	0	255953

AUDITED UNDER CENTREX SYSTEM

Event title	Opening date	Closing date	Frequency (Years)	Industry category UFI	Total net space	Space								Exhibitors					Visitors			
						Total	Contracted space						Special show area	Exhibitors total	Domestic exhibitors		Foreign exhibitors	Countries	Admission for Trade/Public	Number of visitors		Number of visits
							Indoor domestic	Indoor foreign	Indoor total	Outdoor domestic	Outdoor foreign	Outdoor total			There of multi-national companies	Foreign				Foreign		

CLUJ-NAPOCA (RO)

DLG Intermarketing & Consulting Srl.

AGRARIA	04.05.	08.05.	1	1	9758	9214	1486	562	2048	6425	741	7166	544	272	228	35	44	10	T/P	21824	n.a.	21824
---------	--------	--------	---	---	------	------	------	-----	------	------	-----	------	-----	-----	-----	----	----	----	-----	-------	------	-------

AUDITED BY CENTREX

DEBRECEN (HU)

V-Trade Exhibitions Ltd.

ENERGOEXPO	27.09.	29.09.	1	9	555	235	203	32	235	0	0	0	320	16	13	n.a.	3	4	T	1088	24	1088
FARMEREXPO	18.08.	21.08.	1	1	16043	10605	4908	32	4940	5635	30	5665	5438	268	264	n.a.	4	4	T/P	28743	1562	28743
TOTAL					16598	10840	5111	64	5175	5635	30	5665	5758	284	277		7			29831	1586	29831

AUDITED BY CENTREX

GDANSK (PL)

Gdansk International Fair CCo.

ABOUT DESIGN	25.3.	27.3.	1	12	681	537	537	0	537	0	0	0	144	62	62	n.a.	0	1	P	5300	n.a.	n.a.
AMBERIF*	9.3.	12.3.	1	24	5362	4862	4037	825	4862	0	0	0	500	423	363	n.a.	60	16	T	6195	985	n.a.
AMBERMART	8.9.	10.9.	1	24	1353	1266	901	365	1266	0	0	0	87	123	98	n.a.	25	7	T/P	2952	n.a.	n.a.
BALPIEK	16.2.	18.2.	1	2	985	757	736	21	757	0	0	0	228	51	49	n.a.	2	3	T	4287	n.a.	n.a.
BEAUTY	1.10.	2.10.	1	14	1654	1075	999	66	1065	10	0	10	579	100	98	n.a.	2	3	P	5936	n.a.	n.a.
CIEPLY BALTYSK	16.2.	18.2.	1	2	324	156	156	0	156	0	0	0	168	16	16	n.a.	0	1	T	together with Baltpiek		
DAIRY REVIEW	18.5.	20.5.	1	2	534	404	401	3	404	0	0	0	130	35	34	n.a.	1	2	P	762	n.a.	n.a.
EUROPOLTECH**	13.4.	15.4.	2	7	3248	3233	2631	340	2971	247	15	262	64	167	131	n.a.	36	15	T	6123	n.a.	n.a.
GASTROEXPO	16.2.	18.2.	1	2	402	402	398	4	402	0	0	0	0	22	21	n.a.	1	2	T	together with Baltpiek		
GDANSK TRAVEL SHOW (GTT)	15.4.	17.4.	1	6	3502	2178	1917	250	2167	11	0	11	1324	240	218	n.a.	22	14	P	8949	n.a.	n.a.
KAJAK EXPO	15.4.	17.4.	1	6	478	379	361	0	361	18	0	18	99	20	20	n.a.	0	1	P	together with GTT		

AUDITED BY CENTREX *UFI APPROVED EVENT **HELD IN WARSAW

Event title	Opening date	Closing date	Frequency (Years)	Industry category UFI	Total net space	Space								Exhibitors					Visitors				
						Contracted space							Special show area	Exhibitors total	Domestic exhibitors		Foreign exhibitors	Countries	Admission for Trade/Public	Number of visitors		Number of visits	
						Total	Indoor domestic	Indoor foreign	Indoor total	Outdoor domestic	Outdoor foreign	Outdoor total			There of multi-national companies	Foreign							
																				Foreign	Number of visits		
GDANSK (PL) Gdansk International Fair CCo.																							
PIGEON	26.11.	27.11.	1	3	999	602	513	89	602	0	0	0	397	42	34	n.a.	8	3	P	3707	n.a.	n.a.	
POLFISH	31.5.	2.6.	2	1	2334	1559	991	379	1370	189	0	189	775	105	79	n.a.	26	14	T	4157	1687	n.a.	
TECHNICON/INNOWACJE	27.10.	28.10.	1	19	1065	809	800	9	809	0	0	0	256	64	63	n.a.	1	2	T	2912	n.a.	n.a.	
TRAKO	11.10.	14.10.	2	26	11266	10686	6379	2116	8495	1907	284	2191	580	461	307	n.a.	154	17	T	9680	3581	n.a.	
TOTAL					34176	28894	21747	4467	26214	2382	299	2681	5331	1931	1593	n.a.	338				59160	6253	n.a.

AUDITED BY CENTREX *UFI APPROVED EVENT **HELD IN WARSAW

KIELCE (PL) Targi Kielce Ltd.																						
AGROTECH	11.3.	13.3.	1	1	29953	29953	24173	1831	26004	3877	72	3949	0	507	465	n.a.	42	13	T/P	50272	n.a.	50272
AGROTRAVEL	15.4.	17.4.	1	6	1757	1757	1676	81	1757	0	0	0	0	62	54	n.a.	8	9	T/P	incl. in DOM		
ALARM	8.11.	9.11.	1	7	930	530	527	3	530	0	0	0	400	23	22	n.a.	1	2	T	1750	n.a.	1750
ALUMINIUM & NONFERMET	28.9.	30.9.	1	19	301	301	196	105	301	0	0	0	0	32	15	n.a.	17	10	T	incl. in METAL		
AUTOSTRADA-POLSKA	10.5.	13.5.	1	5	24419	23859	6754	1273	8027	14453	1379	15832	560	476	395	n.a.	81	25	T	20495	n.a.	20495
BEAUTIFUL INTERIOR	21.10.	23.10.	1	12	1078	1078	779	0	779	299	0	299	0	82	82	n.a.	0	1	P	4933	n.a.	4933
BIKE-EXPO	7.10.	9.10.	1	3	5302	5051	4506	518	5024	27	0	27	251	120	111	n.a.	9	8	P	4941	n.a.	4941
CEPLAST**	22.11.	24.11.	2	17	913	913	507	406	913	0	0	0	0	70	32	n.a.	38	9	T	957	n.a.	957
CHILDREN'S TIME	1.4.	3.4.	1	3	3735	2535	2231	289	2520	15	0	15	1200	108	102	n.a.	6	6	P	incl. in ECO-FAMILY		
CONTROL-STOM	22.3.	24.3.	1	19	274	274	238	36	274	0	0	0	0	26	12	n.a.	14	7	T	incl. in STOM		
CONTROL-TECH	28.09.	30.09.	1	19	258	258	258	0	258	0	0	0	0	36	25	n.a.	11	7	T	incl. in METAL		
DOG SHOW, ZOO SALON	19.11.	20.11.	1	3	7696	419	416	0	416	3	0	3	7277	39	39	n.a.	0	1	P	4655	n.a.	4655
DOM	15.4.	17.4.	1	5	5537	5537	3706	25	3731	1806	0	1806	0	252	251	n.a.	1	2	T/P	18630	n.a.	18630

AUDITED BY CENTREX *UFI APPROVED EVENT **HELD IN BUDAPEST

Event title	Opening date	Closing date	Frequency (Years)	Industry category UFI	Space									Exhibitors					Visitors						
					Total net space	Contracted space						Special show area	Exhibitors total	Domestic exhibitors		Foreign exhibitors	Countries	Admission for Trade/Public	Number of visitors		Number of visits				
						Total	Indoor domestic	Indoor foreign	Indoor total	Outdoor domestic	Outdoor foreign			Outdoor total	There of multi-national companies				Foreign	Number of visitors		Foreign			
KIELCE (PL)																							Targi Kielce Ltd.		
ECOFAMILY	1.4.	3.4.	1	3	615	563	555	8	563	0	0	0	52	101	99	n.a.	2	3	P	8192	n.a.	8192			
EDUKACJA	16.3.	18.3.	1	8	2814	2595	2556	0	2556	39	0	39	219	214	214	n.a.	0	1	T/P	11205	n.a.	11205			
EDURA	9.6.	11.6.	2	4	8808	7808	2177	73	2250	5528	30	5558	1000	127	120	n.a.	7	10	T	4147	n.a.	4147			
EKOTECH	1.3.	3.3.	1	10	1123	1123	869	204	1073	50	0	50	0	45	36	n.a.	9	4	T	6457	n.a.	6457			
ENEX	1.3.	3.3.	1	9	2235	1885	1704	93	1797	88	0	88	350	130	122	n.a.	8	5	T	incl. in ENEX					
EXPO-SURFACE	22.3.	24.3.	1	19	384	384	375	9	384	0	0	0	0	37	35	n.a.	2	2	T	incl. in STOM					
EXPO-GAS	13.4.	14.4.	2	9	2150	2150	1892	75	1967	183	0	183	0	110	104	n.a.	6	4	T	3242	n.a.	3242			
EXPOSITIO	13.6.	14.6.	1	4	376	166	145	21	166	0	0	0	210	15	12	n.a.	3	3	T	incl. in Sacroexpo					
FASHIONABLE WEDDING	4.11.	6.11.	1	3	716	616	574	42	616	0	0	0	100	59	55	n.a.	4	4	P	4788	n.a.	4788			
GARDEN & YOU	15.4.	17.4.	1	5	1775	1775	257	0	257	1518	0	1518	0	60	60	n.a.	0	1	T/P	incl. in DOM					
GIS MEETING	13.10.	14.10.	1	19	154	124	124	0	124	0	0	0	30	14	14	n.a.	0	1	T	227	n.a.	227			
INTERKAMIEN	15.4.	17.4.	1	5	518	518	473	6	479	19	20	39	0	39	36	n.a.	3	3	T/P	incl. in DOM					
JOB FAIR	11.4.	11.4.	1	8	480	480	471	9	480	0	0	0	0	75	74	n.a.	1	2	P	1001	n.a.	1001			
KIELCE BUSINESS FASHION	4.11.	6.11.	1	25	104	104	76	28	104	0	0	0	0	10	8	n.a.	2	3	P	incl. in Wedding					
KIELCE SPORT SUMMER	4.8.	6.8.	1	3	6425	6125	4998	145	5143	982	0	982	300	107	101	n.a.	6	8	T	2258	n.a.	2258			
KIELCE SPORT WINTER	16.2.	19.2.	1	3	8516	8438	7668	170	7838	600	0	600	78	215	209	n.a.	6	6	T	2741	n.a.	2741			
LAS-EXPO	11.3.	13.3.	1	1	1656	1656	599	171	770	886	0	886	0	38	34	n.a.	4	5	T/P	incl. in AGRO-TECH					
LOGISTYKA	5.9.	8.9.	1	7	1581	1581	1575	0	1575	6	0	6	0	57	46	n.a.	11	7	T	incl. in MSPO					
MASZBUD	10.5.	13.5.	1	5	9304	8704	667	229	891	7528	285	7813	600	106	80	n.a.	26	19	T	incl. in Autostrada					
METAL*	28.9.	30.9.	1	19	2565	2565	2217	309	2526	39	0	39	0	237	97	n.a.	140	27	T	2329	n.a.	2329			
MSPO*	5.9.	8.9.	1	7	20222	20222	11070	2126	13196	6360	666	7026	0	263	173	n.a.	90	20	T	13294	n.a.	13294			
NECROEXPO	3.6.	5.6.	2	4	2134	2134	1436	670	2106	16	12	28	0	101	87	n.a.	14	0	T	1492	n.a.	1492			
OPTEXPO	6.4.	8.4.	1	22	56	56	47	9	56	0	0	0	0	5	4	n.a.	1	2	T	incl. in REH-MED					

AUDITED BY CENTREX *UFI APPROVED EVENT **HELD IN BUDAPEST

Event title	Opening date	Closing date	Frequency (Years)	Industry category UFI	Space									Exhibitors					Visitors					
					Total net space	Contracted space								Special show area	Exhibitors total	Domestic exhibitors		Foreign exhibitors	Countries	Admission for Trade/Public	Number of visitors		Number of visits	
						Total	Indoor domestic	Indoor foreign	Indoor total	Outdoor domestic	Outdoor foreign	Outdoor total	There of multi-national companies			Foreign	Foreign				Foreign			
KIELCE (PL)																						Targi Kielce Ltd.		
PIGEONS	10.12.	11.12.	1	3	6318	6113	6087	12	6099	14	0	14	205	567	563	n.a.	4	4	P	4148	n.a.	4148		
PLASTPOL*	24.5.	27.5.	1	17	12332	12332	6944	5151	12095	219	18	237	0	682	325	n.a.	357	31	T	17593	n.a.	17593		
PNEUMATICON	1.3.	3.3.	1	19	427	427	346	60	406	0	21	21	0	45	33	n.a.	12	6	T	incl. in ENEX				
REHMED-EXPO	6.4.	8.4.	1	22	1288	859	821	38	859	0	0	0	429	74	71	n.a.	3	2	T	1752	n.a.	1752		
SACROEXPO	13.6.	15.6.	1	4	4438	3786	3062	583	3644	142	0	142	652	281	251	n.a.	30	13	T	4830	n.a.	4830		
SHOWEXPO	4.11.	6.11.	1	4	649	159	135	24	159	0	0	0	490	22	20	n.a.	2	3	P	incl. in Wedding				
SPORT OBIEKT	8.11.	9.11.	1	5	1139	739	683	40	723	16	0	16	400	21	20	n.a.	1	2	T	incl. in ALARM				
STOM	22.3.	24.3.	1	19	3470	3470	2945	503	3448	22	0	22	0	238	125	n.a.	113	18	T	4937	n.a.	4937		
TIWS	20.9.	22.9.	1	26	1362	1362	1302	12	1314	48	0	48	0	81	66	n.a.	15	5	T	2528	n.a.	2528		
TRAFFIC EXPO-TIL	10.5.	13.5.	1	5	982	982	807	147	954	10	18	28	0	50	37	n.a.	13	7	T	incl. in Autostrada				
TRANSEXPO	20.9.	22.9.	1	26	8697	7897	6396	701	7097	800	0	800	800	159	121	n.a.	38	11	T	4382	n.a.	4382		
VENUS	4.11.	6.11.	1	14	404	374	358	16	374	0	0	0	30	49	48	n.a.	1	2	P	incl. in Welding				
WELDING	22.3.	24.3.	1	19	484	484	463	21	484	0	0	0	0	50	28	n.a.	22	13	T	incl. in STOM				
WORK CAREER DEVELOPMENT	7.3.	7.3.	1	8	251	251	251	0	251	0	0	0	0	60	60	n.a.	0	1	T	4076	n.a.	4076		
YOUR 4 WALLS (AUTUMN)	21.10.	23.10.	1	15	358	358	358	0	358	0	0	0	0	32	32	n.a.	0	1	P	incl. in Interior				
YOUR 4 WALLS (SPRING)	15.4.	17.4.	1	15	295	295	295	0	295	0	0	0	0	31	31	n.a.	0	1	T/P	incl. in DOM				
TOTAL					199758	184125	119740	16271	136011	45593	2521	48114	15633	6440	5256	n.a.	1184			212252	n.a.	212252		

AUDITED BY CENTREX *UFI APPROVED EVENT **HELD IN BUDAPEST

Event title	Opening date	Closing date	Frequency (Years)	Industry category UFI	Total net space	Space							Exhibitors					Visitors						
						Total	Contracted space						Special show area	Exhibitors total	Domestic exhibitors		Foreign exhibitors	Countries	Admission for Trade/ Public	Number of visitors		Number of visits		
							Indoor domestic	Indoor foreign	Indoor total	Outdoor domestic	Outdoor foreign	Outdoor total			There of multi-national companies	Foreign				Foreign				
KIEV (UA)																						Euroindex Ltd.		
BEZPEKA* 2011	25.10.	28.10.	1	7	3301	2871	2653	218	2871	0	0	0	430	161	144	n.a.	17	8	T/P	8041	n.a.	8731		
ELCOM UKRAINE 2011*	12.4.	15.4.	1	21	7401	6846	4904	1805	6709	167	0	167	525	339	247	n.a.	92	12	T/P	12108	n.a.	13514		
FRANCHISING 2011*	22.2.	25.2.	1	4	319	187	168	19	187	0	0	0	132	33	30	n.a.	3	4	T/P	incl. in Industrial Cold				
GREENEXPO 2011	26.10.	28.10.	1	10	1018	514	314	185	504	10	0	10	504	59	44	n.a.	15	10	T/P	2717	n.a.	2794		
INDUSTRIAL COLD 2011*	22.2.	25.2.	1	19	1152	1009	886	124	1009	0	0	0	144	55	49	n.a.	6	5	T/P	6217	n.a.	6672		
REX 2011/ T-REX 2011	27.9.	30.9.	1	4	2751	2217	2138	78	2217	0	0	0	535	206	200	n.a.	6	5	T/P	14049	n.a.	15402		
TOTAL (OF AUDITED FAIRS)					15942	13674	11063	2429	13497	177	0	177	2270	853	714	n.a.	139	44		43132	n.a.	47113		

AUDITED UNDER CENTREX SYSTEM *UFI APPROVED EVENT

KIEV (UA)																						Kiev International Contract Fair		
INTERAGRO*	2.2.	4.2.	1	1	20425	19465	13970	3534	17504	1736	225	1961	960	292	208	n.a.	84	13	T/P	19439	696	21277		
AGRO ANIMAL SHOW	2.2.	4.2.	1	1	2380	1841	863	944	1807	34	0	34	539	142	62	n.a.	80	14	T/P	incl. in InterAgro				
KYIV FASHION* (SPRING)	16.2.	19.2.	1	25	4712	3804	2872	932	3804	0	0	0	908	280	233	n.a.	47	12	T/P	11138	103	13062		
FOOD EXPO*	23.2.	25.2.	1	2	1290	1002	562	440	1002	0	0	0	288	105	67	n.a.	38	11	T/P	8126	342	8768		
BAKERY AND CONFECTIONERY INDUSTRY	23.2.	25.2.	1	2	860	694	593	101	694	0	0	0	166	39	34	n.a.	5	5	T/P	incl. in FoodExpo				
PACK FAIR* / FOODTECHMASH	23.2.	25.2.	1	11	2338	2098	1628	470	2098	0	0	0	240	159	127	n.a.	32	16	T/P					
KIEV INTERNATIONAL FURNITURE FORUM (KIFF)*	9.3.	12.3.	1	12	11482	10915	5267	5648	10915	0	0	0	567	296	136	n.a.	160	9	T/P	19829	277	24103		
MTKT INNOVATION / FURN'EQUIP	9.3.	12.3.	1	12	4330	3970	2757	1213	3970	0	0	0	360	151	111	n.a.	40	8	T/P	incl. in KIFF				
INTERBUDEXPO*	22.3.	26.3.	1	5	18005	16480	12424	2133	14557	1881	42	1923	1525	762	670	n.a.	92	19	T/P	28590	529	32974		
JEWELLER EXPO UKRAINE* (SPRING)	12.5.	15.5.	1	24	5333	4727	4535	192	4727	0	0	0	606	283	269	n.a.	14	6	T/P	22131	136	23594		
KYIV FASHION FOCUS / JEANS FASHION	19.7.	21.7.	1	25	674	514	478	36	514	0	0	0	160	29	27	n.a.	2	2	T/P	1983		1983		
KYIV FASHION* / HANDMADE FASHION (AUTUMN)	13.9.	16.9.	1	25	5489	4991	3824	1167	4991	0	0	0	498	351	286	n.a.	65	13	T/P	8820	137	9292		

AUDITED UNDER CENTREX SYSTEM *UFI APPROVED EVENT

Event title	Opening date	Closing date	Frequency (Years)	Industry category UFI	Space									Exhibitors					Visitors								
					Total net space	Contracted space								Special show area	Exhibitors total	Domestic exhibitors		Foreign exhibitors	Countries	Admission for Trade/ Public	Number of visitors		Number of visits				
						Total	Indoor domestic	Indoor foreign	Indoor total	Outdoor domestic	Outdoor foreign	Outdoor total	There of multi-national companies			Foreign	Number of visitors				Foreign						
KIEV (UA)																						Kiev International Contract Fair					
COMFORT HOUSE / COUNTRY LIVING	20.9.	23.9.	1	5	4501	3210	2674	57	2731	479	0	479	1291	272	268	n.a.	4	5	T/P	11836	95	12038					
DESIGN LIVING TENDENCIES (DLT)	5.10.	8.10.	1	12	5943	5424	3536	1888	5424	0	0	0	519	220	179	n.a.	41	6	T/P	17203	287	19185					
FURNITURE TECHNOLOGIES, COMPONENTS, TEXTILES	5.10.	8.10.	1	12	1689	1689	1605	84	1689	0	0	0	0	88	86	n.a.	2	3	T/P	incl. in DLT							
FRUIT, VEGETABLES, LOGISTICS	1.11.	3.11.	1	1	1501	1177	1030	117	1147	30	0	30	324	77	69	n.a.	8	5	T/P	4043	57	4043					
GRAIN TECH EXPO	1.11.	3.11.	1	1	1737	1413	1242	169	1411	2	0	2	324	72	63	n.a.	9	9	T/P	incl. in Fruit, Vegetables, Logistics							
INTERNATIONAL FORUM OF RESTAURANT, HOTEL BUSINESS AND CLEANING	8.11.	10.11.	1	2	4978	4298	4148	150	4298	0	0	0	680	245	227	n.a.	18	5	T/P	10394	108	11112					
WINE FEST	8.11.	10.11.	1	2	1035	446	362	84	446	0	0	0	589	42	33	n.a.	9	7	T/P	7133	29	7133					
JEWELER EXPO UKRAINE* (AUTUMN)	16.11.	19.11.	1	24	5934	5260	5063	197	5260	0	0	0	674	325	310	n.a.	15	9	T/P	26174	155	30289					
JEWELER EXPO CHRISTMAS / SALON OF LUXURY FUR AND LEATHER	15.12.	17.12.	1	24	2102	1618	1618	0	1618	0	0	0	484	150	150	n.a.	0	1	T/P	10724	1	11288					
TOTAL					106738	95036	71051	19556	90607	4162	267	4429	11702	4380	3615	n.a.	765				207563	2952	230141				

AUDITED UNDER CENTREX SYSTEM *UFI APPROVED EVENT

LVIV (UA)

GAL-EXPO JSC.

DENTAL UKRAINE	27.10.	29.10.	1	22	2340	1396	1342	54	1396	0	0	0	944	111	94	n.a.	15	5	T	5481	n.a.	5481	
WOODPROCESSING	17.5.	20.5.	1	5	1281	1231	678	145	823	408	0	408	50	103	92	n.a.	11	11	T	3533	n.a.	3533	
TOTAL (OF AUDITED FAIRS)					3621	2627	2020	199	2219	408	0	408	994	214	186	n.a.	26				9014	n.a.	9014

AUDITED BY CENTREX

Event title	Opening date	Closing date	Frequency (Years)	Industry category UFI	Space									Exhibitors					Visitors			
					Total net space	Contracted space						Special show area	Exhibitors total	Domestic exhibitors		Foreign exhibitors	Countries	Admission for Trade/Public	Number of visitors		Number of visits	
						Total	Indoor domestic	Indoor foreign	Indoor total	Outdoor domestic	Outdoor foreign			Outdoor total	There of multi-national companies				Foreign	Number of visitors		Foreign
OSTRAVA (CZ)																				Ostravsky Vystavy a. s.		
APPRENTICE, STUDENTS OF SECONDARY SCHOOL, UNIVERSITY,PEDAGOGY 2011	2.12.	3.12.	1	8	708	708	708	0	708	0	0	0	0	74	74	n.a.	0	1	P	free entry		
BRIDE	11.3.	13.3.	1	3	853	690	662	8	670	20	0	20	163	71	69	n.a.	2	3	T/P	incl. in Holiday		
GASTRO FESTIVAL OSTRAVA	24.11.	26.11.	1	2	3129	829	823	0	823	6	0	6	2300	80	80	n.a.	0	1	P	7879	n.a.	7879
HEALTH MAGIC	2.12.	3.12.	1	22	430	173	169	4	173	0	0	0	257	40	39	n.a.	1	2	T/P	free entry		
HOLIDAY AND REGION	11.3.	13.3.	1	3	1578	1378	1156	166	1322	56	0	56	200	105	103	n.a.	2	2	P	5788	n.a.	5788
HOUSE AND FLAT	14.10.	16.10.	1	12	2366	1299	1064	4	1068	231	0	231	1067	108	107	n.a.	1	2	P	7499	n.a.	7499
INDENT	19.5.	21.5.	1	22	2435	923	803	120	923	0	0	0	1512	61	55	n.a.	6	6	T	1965	3	1965
LIVING GARDEN	30.9.	2.10.	1	3	3885	2996	2896	22	2918	56	22	78	889	60	56	n.a.	4	4	P	5759	n.a.	5759
ROOFS AND ISOLATIONS, BUILDING IN OSTRAVA	16.2.	19.2.	1	5	2553	2133	1956	0	1956	147	30	177	420	138	137	n.a.	1	2	T/P	6663	n.a.	6663
OSTRAVA HANDICAP 2011	5.10.	6.10.	1	22	145	145	145	0	145	0	0	0	5506	16	16	n.a.	0	1	P	free entry		
TOTAL					18082	11274	10382	324	10706	516	52	568	12314	753	736		17			35553	3	35553
AUDITED UNDER CENTREX SYSTEM																						
PLOVDIV (BG)																				International Plovdiv Fair		
AGRA*	9.3.	11.3.	1	1	10066	10066	3466	910	4376	5492	198	5690	0	325	266	0	59	19	T/P	25603	12,4%	26051
INTERNATIONAL TECHNICAL FAIR*	26.9.	1.10.	1	19	33624	33411	9996	4976	14972	17720	719	18439	213	875	595	1	280	25	T/P	44665	11,3%	44975
FOODTECH*	23.2.	26.2.	1	2	883	694	543	151	694	0	0	0	189	61	37	0	24	6	T/P	together with Vinaria		
MEDICUS DENTO GALENIA*	19.10.	22.10.	1	22	1487	1447	1426	21	1447	0	0	0	40	84	82	1	2	3	T/P	3813	5,3%	4244
PRINTCOM*	13.4.	16.4.	2	11	1322	907	877	30	907	0	0	0	415	38	35	0	3	3	T/P	889	8%	934
VINARIA*	23.2.	26.2.	1	2	2861	2771	2345	364	2709	62	0	62	90	148	98	1	50	8	T/P	8108	6%	8299
TOTAL (OF AUDITED FAIRS)					50243	49296	18653	6452	25105	23274	917	24191	947	1531	1113	3	418			83078		84503
AUDITED BY CENTREX *UFI APPROVED EVENT																						

Event title	Opening date	Closing date	Frequency (Years)	Industry category UFI	Space									Exhibitors					Visitors			
					Total net space	Contracted space						Special show area	Exhibitors total	Domestic exhibitors		Foreign exhibitors	Countries	Admission for Trade/Public	Number of visitors		Number of visits	
						Total	Indoor domestic	Indoor foreign	Indoor total	Outdoor domestic	Outdoor foreign			Outdoor total	There of multi-national companies				Foreign	incl. in Gardenia		Foreign
POZNAN (PL) Poznan International Fair																						
AGRO-PARK ⁶	28.5	29.5	1	1	2786	2686	366	0	366	2311	9	2320	100	98	87	n.a.	1	2	T/P	2993	n.a.	2993
AKTYWNI 50+	12.3	13.3	1	3	1515	958	952	6	958	0	0	0	557	93	92	n.a.	1	2	P	3053	n.a.	3053
ANGLING FAIR (RYBOMANIA)	25.2	27.2	1	3	40	40	25	15	40	0	0	0	0	4	3	n.a.	1	2	P	incl. in Gardenia	n.a.	
AQUA-ZOO	22.10	23.10	1	3	224	224	224	0	224	0	0	0	0	10	10	n.a.	0	1	P	incl. in Hobby		
ARENA DESIGN	25.5	28.5	1	12	2707	2130	2065	65	2130	0	0	0	577	56	51	n.a.	5	5	T/P	5538	n.a.	5538
ART FESTIVAL	9.12	11.12	1	3	1887	1827	1793	34	1827	0	0	0	60	337	329	n.a.	8	3	P	incl. in Cavaliada	n.a.	
AUTOMA	24.5	26.5	1	19	491	491	331	0	331	160	0	160	0	16	16	n.a.	0	1	T	incl. in GREENPOWER		
AUTOMOTIVE TECHNOLOGY FAIR - TTM*	12.5	15.5	2	16	7173	7173	5505	1399	6904	269	0	269	0	305	183	n.a.	122	14	T	9771	n.a.	9771
BAKEPOL ⁷	2.4	6.4	2	2	6135	6135	5858	277	6135	0	0	0	0	107	92	n.a.	15	8	T	3931	n.a.	3931
BTS* (AUTUMN)	29.8	31.8	2x	25	1695	1695	1065	630	1695	0	0	0	0	88	54	n.a.	34	10	T	incl. in Next Season Autumn		
BTS* (SPRING)	1.3	3.3	2x	25	1651	1591	1147	444	1591	0	0	0	60	78	59	n.a.	19	10	T	incl. in Next Season Spring	n.a.	
BUDMA*	11.1	14.1	1	5	25982	25982	20055	5144	25199	741	42	783	0	900	616	n.a.	284	31	T/P	42069	9%	42069
CAVALIADA	10.12.	12.12.	1	3	6417	6417	6289	128	6417	0	0	0	0	87	82	n.a.	5	3	P	26380	n.a.	26380
CBS	11.1	14.1	1	5	2835	2835	2550	281	2831	4	0	4	0	103	84	n.a.	19	11	T	incl. in BUDMA		
DREMA*	29.3	1.4	1	12	19117	19117	15527	2172	17699	1348	70	1418	0	355	242	n.a.	113	15	T	15990	n.a.	15990
DREMASILESIA-MEBELTECHEXPO ²	30.9	2.10	1	12	1990	1890	1663	16	1830	60	0	60	100	56	52	n.a.	4	3	T	1201	n.a.	1201
EDUCATION FAIR	4.3	6.3	1	8	5783	4817	4712	105	4817	0	0	0	966	488	471	n.a.	17	12	P	44704	n.a.	44704
EPLA	22.3	24.3	1	17	790	790	727	73	790	0	0	0	0	53	42	n.a.	11	5	T	1168	n.a.	1168
EURO-REKLAMA	12.4	15.4	1	4	3388	3274	2960	314	3274	0	0	0	114	129	105	n.a.	24	10	T	incl. in POLIGRAFIA		
EXPOPOWER	24.5	26.5	1	19	3966	3966	3507	126	3633	333	0	333	0	202	193	n.a.	9	8	T	incl. in GREENPOWER		

AUDITED BY CENTREX *UFI APPROVED EVENT

Event title	Opening date	Closing date	Frequency (Years)	Industry category UFI	Space									Exhibitors					Visitors			
					Total net space	Contracted space						Special show area	Exhibitors total	Domestic exhibitors		Foreign exhibitors	Countries	Admission for Trade/Public	Number of visitors		Number of visits	
						Total	Indoor domestic	Indoor foreign	Indoor total	Outdoor domestic	Outdoor foreign			Outdoor total	There of multi-national companies				Foreign	incl. in DREMA		Foreign
POZNAN (PL) Poznan International Fair																						
FARMA	10.2	13.2	2	1	7269	6947	6539	384	6923	24	0	24	322	99	83	n.a.	16	9	T	6739	n.a.	6739
FIT-EXPO	13.5	15.5	1	3	7217	2414	2277	137	2414	0	0	0	4803	75	71	n.a.	4	5	P	3600	n.a.	3600
FURNICA*	29.3	1.4	1	12	4267	3867	2955	912	3867	0	0	0	400	144	98	n.a.	46	16	T	incl. in DREMA		
GARDENIA	25.2	27.2	1	3	9646	9581	8869	583	9452	129	0	129	65	387	362	n.a.	25	9	T/P	19358	n.a.	19358
GASTRO TRENDY	12.9	15.9	1	2	2064	2064	1913	99	2012	52	0	52	0	73	69	n.a.	4	3	T	incl. in Polagra Food		
GIFT EXPO ³	13.9.	15.9	1	13	203	203	197	6	203	0	0	0	0	30	29	n.a.	1	2	T	551	n.a.	551
GMINA	22.11	25.11	1	5	1351	1351	1291	0	1291	60	0	60	0	66	66	n.a.	0	1	T	incl. in Poleko		
GREENPOWER	24.5	26.5	1	19	1166	1166	795	247	1042	124	0	124	0	67	54	n.a.	13	7	T	8112	n.a.	8112
HOBBY	22.10	23.10	1	3	6106	6106	6032	74	6106	0	0	0	0	268	265	n.a.	3	2	P	8112	n.a.	8112
HOME DECOR*	25.5	27.5	1	12	2783	2783	2342	441	2783	0	0	0	0	100	73	n.a.	27	10	T/P	4859	n.a.	4859
INVEST HOTEL	19.10	22.10	1	2	2375	2291	2119	80	2199	92	0	92	84	137	133	n.a.	4	4	T	12531	n.a.	12531
ITM*	14.6	17.6	1	19	20417	19756	14731	4890	19621	102	33	135	661	763	426	n.a.	337	29	T	14307	n.a.	14307
KAMIEN-STONE ¹	9.11	12.11	1	5	8298	8036	4629	3045	7674	362	0	362	262	305	144	n.a.	161	17	T	5268	n.a.	5268
KOMTECHNIKA	22.11	25.11	1	5	5436	3809	3779	30	3809	1627	0	1627	0	63	61	n.a.	2	3	T	incl. in POLEKO		
LOOK & BEAUTY VISION	2.4	3.4	1	14	4537	4489	4396	93	4489	0	0	0	48	212	196	n.a.	16	9	T/P	14966	n.a.	14966
MEBLE POLSKA	15.2	18.2	1	12	9383	9249	8788	461	9249	0	0	0	134	159	145	n.a.	14	8	T	8143	n.a.	8143
MOTOR SHOW	18.3	20.3	1	16	25124	25034	22679	105	22784	2250	0	2250	90	61	59	n.a.	2	3	T/P	40492	n.a.	40492
NATIONAL ANIMAL BREEDING	11.9	14.9	1	1	8913	8913	8629	25	8654	259	0	259	0	393	391	n.a.	2	3	T	incl. in POLAGRA FOOD		
NEXT SEASON* (AUTUMN) / FAST FASHION	29.8	31.8	2x	25	4612	4298	3404	894	4298	0	0	0	314	150	119	n.a.	31	14	T	4344	n.a.	4344
NEXT SEASON* SPRING / FAST FASHION	1.3	3.3	2x	25	5705	5337	4084	1253	5337	0	0	0	368	196	144	n.a.	52	17	T	incl. in Next Season Spring		n.a.
PAKFOOD	12.9	13.9	2	2	2391	2391	1902	39	2341	50	0	50	0	126	83	n.a.	43	10	T	incl. in POLAGRA FOOD		
PIGEON FAIR	28.1	30.1	1	3	2551	2551	1150	1376	2526	13	12	25	0	149	80	n.a.	69	9	P	16367	n.a.	16367
POLAGRA FOOD*	12.9	15.9	1	2	5426	5426	4182	1176	5358	68	0	68	0	396	278	n.a.	118	26	T	22076	n.a.	22076

AUDITED BY CENTREX *UFI APPROVED EVENT

Event title	Opening date	Closing date	Frequency (Years)	Industry category UFI	Space									Exhibitors					Visitors			
					Total net space	Contracted space								Special show area	Exhibitors total	Domestic exhibitors		Foreign exhibitors	Countries	Admission for Trade/Public	Number of visitors	
						Total	Indoor domestic	Indoor foreign	Indoor total	Outdoor domestic	Outdoor foreign	Outdoor total	There of multi-national companies			Foreign	Number of visits					

POZNAN (PL)

Poznan International Fair

POLAGRA TECH*	12.9	15.9	1	1	7718	7718	6378	1057	7435	254	29	283	0	253	191	n.a.	62	18	T	incl. in POLAGRA FOOD			
POLEKO*	22.11	25.11	1	10	13122	13122	8689	2380	11069	2023	30	2053	0	478	328	n.a.	150	15	T	14568	6%	14568	
POLIGRAFIA*	12.4	15.4	2	11	6968	6807	5660	1132	6792	15	0	15	161	251	196	n.a.	55	16	T	11303	3015	11303	
POLSKIE ZBOZA ⁵	3.6	4.6	1	1	58264	37464	0	0	0	36264	1200	37464	20800	72	69	n.a.	3	4	T/P	3093	n.a.	3093	
POZNAN MEDIA EXPO	15.4	16.4	1	4	134	134	125	9	134	0	0	0	0	11	10	n.a.	1	2	T	543	n.a.	543	
POZNAN OPTICAL SALON (AUTUMN)	2.9	3.9	2x	23	381	381	363	18	381	0	0	0	0	44	42	n.a.	2	3	T	283	n.a.	283	
POZNAN OPTICAL SALON (SPRING)	25.3	26.3	2x	23	488	488	478	10	488	0	0	0	0	55	54	n.a.	1	2	T	304	n.a.	304	
ROLTECHNIKA ⁴	20.8	21.8	1	1	1231	1230	0	0	0	1231	0	1231	0	24	24	n.a.	0	1	T/P	14516	n.a.	14516	
SAKRALIA	8.11	10.11	1	4	863	809	790	9	799	10	0	10	54	69	68	n.a.	1	2	T	1010	n.a.	1010	
SOFAB	15.11	17.11	1	12	540	540	480	60	540	0	0	0	0	17	14	n.a.	3	4	T	602	n.a.	602	
TEX-STYLE*	1.3	3.3	2x	25	468	468	171	297	468	0	0	0	0	41	16	n.a.	25	10	T	incl. in NEXT SEASON SPRING			
TOUR SALON*	19.10	22.10	1	6	8301	7661	5493	2066	7559	102	0	102	640	749	511	n.a.	238	43	T/P	21618	n.a.	21618	
WINDOOR TECH	11.1	14.1	2	5	4575	4575	3991	584	4575	0	0	0	0	105	77	n.a.	28	7	T	incl. in BUDMA			
TOTAL					346874	313506	227630	35201	263372	50337	1425	51762	31740	10153	7902	n.a.	2251				429710		429710


AUDITED BY CENTREX *UFI APPROVED EVENT ¹ - COORGANISED BY GEOSERVICE-CHRISTI ² - HELD IN KATOWICE ³ - HELD IN WARSAW ⁴ - HELD IN LESZNO/WILKOWICE ⁵ - HELD IN STESZEW ⁶ - HELD IN LUBLIN, COORGANISED BY LUBLIN INTERNATIONAL FAIR ⁷ - HELD IN KIELCE

TRENCIN (SK)

EXPO CENTER A.S.

BEAUTY FORUM SLOVAKIA	10.3.	12.3.	1	14	3119	2229	1697	532	2229	0	0	0	890	138	97	0	41	5	T/P	9060	3	9060	
AQUA	20.9.	22.9.	1	10	2118	1324	854	230	1084	159	81	240	794	52	37	0	15	2	T	1136	32	1136	
ELO SYS	11.10.	14.10.	1	9	6198	5753	4412	1158	5570	133	50	183	445	206	145	0	61	10	T/P	6951	48	6951	
TOTAL (OF AUDITED FAIRS)					11435	9306	6963	1920	8883	292	131	423	2129	396	279	0	117	17			17147	83	17147

AUDITED UNDER CENTREX SYSTEM



**CENTRAL EASTERN EUROPEAN
EXHIBITION STATISTICS**

2011

OF THE MEMBERS OF
THE POLISH CHAMBER OF
EXHIBITION INDUSTRY

City / 2011 Events	Interval Year	Space							Exhibitors			Represented firms		Visitors			Name of organizer	Industry sector	UFI code
		Net exhibition space total	Contracted space (sq.m)				Special show area	Exhibitors with their own stands			Total	Foreign	Admission for Trade/ Public	Total					
			Total	Halls		Open air		from... countries	Total	Foreign				Total	Foreign				
				Total	Foreign	Total										Foreign			
BIELSKO BIALA (PL)																			
ENERGETAB	1	18364	18364	11660	845	6704	226	0	19	680	58	215	180	T	8914	n.a.	ZIAD	18	
BYDGOSZCZ (PL)																			
REAL ESTATE AUTUMN	1	425	425	425	0	0	0	0	1	52	0	n.a.	n.a.	P	free entry	n.a.	SAWO	15	
REAL ESTATE SPRING	1	433	433	433	0	0	0	0	1	52	0	n.a.	n.a.	P	free entry	n.a.	SAWO	15	
GDANSK (PL)																			
ABOUT DESIGN	1	681	537	537	0	0	0	144	1	62	0	n.a.	n.a.	P	3500	n.a.	Gdansk International Fair	12	
AMBERIF	1	5362	4862	4862	825	0	0	500	16	423	60	n.a.	n.a.	T	6195	985	Gdansk International Fair	24	
AMBERMART	1	1353	1266	1266	365	0	0	87	7	123	25	n.a.	n.a.	T/P	2952	n.a.	Gdansk International Fair	24	
BALTDENTICA	1	662	662	662	14	0	0	0	3	68	2	n.a.	n.a.	T	1120	n.a.	Exactus	22	
BALTPIEK	1	985	757	757	21	0	0	228	3	51	2	n.a.	n.a.	T	4287	n.a.	Gdansk International Fair	2	
BEAUTY	1	1654	1075	1065	66	10	0	579	3	100	2	n.a.	n.a.	P	5936	n.a.	Gdansk International Fair	14	
CIEPLY BALTYSK	1	324	156	156	0	0	0	168	1	16	0	n.a.	n.a.	T	together with Baltpiek		Gdansk International Fair	2	
DAIRY REVIEW	1	534	404	404	3	0	0	130	2	35	1	n.a.	n.a.	P	762	n.a.	Gdansk International Fair	2	
FOOD-TO-GO	1	451	403	403	0	0	0	48	1	38	0	n.a.	n.a.	T	920	n.a.	easyFairs Poland	2	
GASTROEXPO	1	402	402	402	4	0	0	0	2	22	1	n.a.	n.a.	T	together with Baltpiek		Gdansk International Fair	2	
GDANSK TRAVEL SHOW (GTT)	1	3502	2178	2167	250	11	0	1324	14	240	22	n.a.	n.a.	P	8949	n.a.	Gdansk International Fair	6	
KAJAK EXPO	1	478	379	361	0	18	0	99	1	20	0	n.a.	n.a.	P	together with GTT		Gdansk International Fair	6	
PIGEON	1	999	602	602	89	0	0	397	3	42	8	n.a.	n.a.	P	3707	n.a.	Gdansk International Fair	3	
POLFISH	2	2334	1559	1370	379	189	0	775	14	105	26	n.a.	n.a.	T	4157	1687	Gdansk International Fair	1	
TECHNICON/INNOWACJE	1	1065	809	809	9	0	0	256	2	64	1	n.a.	n.a.	T	2912	n.a.	Gdansk International Fair	19	
TRAKO	2	11266	10686	8495	2116	2191	284	580	17	461	154	n.a.	n.a.	T	9680	3581	Gdansk International Fair	26	
GDYNIA (PL)																			
WIND AND WATER	1	2856	2820	416	0	2404	0	36	1	2	118	1	n.a.	P	10152	n.a.	Murator Expo	3	
KATOWICE (PL)																			
DENTEXPO KATOWICE 2011	1	303	303	303	0	0	0	0	1	40	0	n	n	T	124	n	Warsaw Exhibition Board	22	

City / 2011 Events	Interval Year	Space							Exhibitors			Represented firms		Visitors		Name of organizer	Industry sector	UFI code	
		Net exhibition space total	Contracted space (sq.m)				Special show area	Exhibitors with their own stands			Total	Foreign	Admission for Trade/ Public	Total					
			Total	Halls		Open air		from... countries	Total	Foreign				Total	Foreign				
Total	Foreign	Total		Foreign	Total	Foreign													
KATOWICE (PL)																			
DREMASILESIA-MEBELTECHEXPO	1	1990	1890	1830	167	60	0	100	3	56	4	0	0	T	1201		Poznan International Fair	12	
EXPOCHEM	1	416	416	416	40	0	0	0	4	44	3	n.a.	n.a.	T	free entry		Warsaw Exhibition Board	17	
INTERNATIONAL FAIR OF MINING, POWER INDUSTRY AND METALLURGY	2	11964	11614	4001	456	7513	1592	350	19	342	93	48	43	T	25040	n.a.	Polska Technika Górnicza	19	
KIELCE (PL)																			
AGROTECH	1	29953	29953	26004	1831	3949	72	0	13	507	42	0	0	T/P	50272	n.a.	Kielce Trade Fairs	1	
AGROTRAVEL	1	1757	1757	1757	81	0	0	0	9	62	8	86	4	T/P	incl. in DOM		Kielce Trade Fairs	6	
ALARM	1	930	530	530	3	0	0	400	2	23	1	0	0	T	1750	n.a.	Kielce Trade Fairs	7	
ALUMINIUM&NONFERMET	1	301	301	301	105	0	0	0	10	32	17	0	0	T	incl. in METAL		Kielce Trade Fairs	19	
AUTOSTRADA - POLSKA	1	24419	23859	8027	1273	15832	1379	560	25	476	81	217	48	T	20495	n.a.	Kielce Trade Fairs	5	
BAKEPOL	2	6135	6135	6135	277	0	0	0	8	107	15	21	21	T/P	3931	n.a.	Poznan International Fair	2	
BEAUTIFUL INTERIOR	1	1078	1078	779	0	299	0	0	1	82	0	46	0	P	4933	n.a.	Kielce Trade Fairs	12	
BIKE EXPO	1	5302	5051	5024	518	27	0	251	8	120	9	0	0	P	4941	n.a.	Kielce Trade Fairs	3	
CHILDREN'S TIME	1	3735	2535	2520	289	15	0	1200	6	108	6	0	0	P	incl. in ECO-FAMILY		Kielce Trade Fairs	3	
CONTROL-STOM	1	274	274	274	36	0	0	0	7	26	14	10	10	T	incl. in STOM		Kielce Trade Fairs	19	
CONTROL-TECH	1	258	258	258	0	0	0	0	7	36	11	31	31	T	incl. in METAL		Kielce Trade Fairs	19	
DOG SHOW, ZOO SALON	1	7696	419	416	0	3	0	7277	1	39	0	0	0	P	4655	n.a.	Kielce Trade Fairs	3	
DOM	1	5537	5537	3731	25	1806	0	0	2	252	1	0	0	T/P	18630	n.a.	Kielce Trade Fairs	5	
ECOFAMILY	1	615	563	563	8	0	0	52	3	101	2	0	0	P	8192	n.a.	Kielce Trade Fairs	3	
EDUKACJA	1	2814	2595	2556	0	39	0	219	1	214	0	0	0	T/P	11205	n.a.	Kielce Trade Fairs	8	
EDURA	2	8808	7808	2250	73	5558	30	1000	10	127	7	25	16	T	4147	n.a.	Kielce Trade Fairs	8	
EKOTECH	1	1123	1123	1073	204	50	0	0	4	45	9	0	0	T	6457	n.a.	Kielce Trade Fairs	10	
ENEX	1	2235	1885	1797	93	88	0	350	5	130	8	4	2	T	incl. in ENEX		Kielce Trade Fairs	9	
EXPO - SURFACE	1	384	384	384	9	0	0	0	2	37	2	10	10	T	incl. in STOM		Kielce Trade Fairs	19	
EXPO GAS	2	2150	2150	1967	75	183	0	0	4	110	6	0	0	T	3242	n.a.	Kielce Trade Fairs	9	

City / 2011 Events	Interval Year	Space							Exhibitors			Represented firms		Visitors		Name of organizer	Industry sector	UFI code		
		Net exhibition space total	Contracted space (sq.m)						Special show area	Exhibitors with their own stands			Total	Foreign	Admission for Trade/ Public				Total	
			Total	Halls		Open air		from... countries		Total	Foreign	Total							Foreign	
				Total	Foreign	Total	Foreign													
KIELCE (PL)																				
EXPOSITIO	1	376	166	166	21	0	0	210	3	15	3	1	1	T	incl. in Sacroexpo		Kielce Trade Fairs	4		
FASHIONABLE WEDDING	1	716	616	616	42	0	0	100	4	59	4	2	0	P	4788	n.a.	Kielce Trade Fairs	3		
GARDEN AND YOU	1	1775	1775	257	0	1518	0	0	1	60	0	0	0	T/P	incl. in DOM		Kielce Trade Fairs	5		
GIS MEETING	1	154	124	124	0	0	0	30	1	14	0	1	0	T	227	n.a.	Kielce Trade Fairs	19		
INTERKAMIEŃ	1	518	518	479	6	39	20	0	3	39	3	0	0	T/P	incl. in DOM		Kielce Trade Fairs	5		
JOB FAIR	1	480	480	480	9	0	0	0	2	75	1	0	0	P	1001	n.a.	Kielce Trade Fairs	8		
KIELCE BUSINESS FASHION	1	104	104	104	28	0	0	0	3	10	2	0	0	P	incl. in Wedding		Kielce Trade Fairs	25		
KIELCE SPORT SUMMER	1	6425	6125	5143	145	982	0	300	8	107	6	0	0	T	2258	n.a.	Kielce Trade Fairs	3		
KIELCE SPORT WINTER	1	8516	8438	7838	170	600	0	78	6	215	6	0	0	T	2741	n.a.	Kielce Trade Fairs	3		
LAS - EXPO	1	1656	1656	770	171	886	0	0	5	38	4	3	0	T/P	incl. in AGROTECH		Kielce Trade Fairs	1		
LOGISTYKA	1	1581	1581	1575	0	6	0	0	7	57	11	14	12	T	incl. in MSPO		Kielce Trade Fairs	7		
MASZBUD	1	9304	8704	891	229	7813	285	600	19	106	26	168	33	T	incl. in AUTOSTRADA		Kielce Trade Fairs	5		
METAL*	1	2565	2565	2526	309	39	0	0	27	237	140	0	0	T	2329	n.a.	Kielce Trade Fairs	19		
MSPO*	1	20222	20222	13196	2126	7026	666	0	20	263	90	53	25	T	13294	n.a.	Kielce Trade Fairs	7		
NECROEXPO	2	2134	2134	2106	670	28	12	0	0	101	14	0	0	T	1492	n.a.	Kielce Trade Fairs	4		
OPTEXPO	1	56	56	56	9	0	0	0	2	5	1	0	0	T	incl. In REHMED		Kielce Trade Fairs	22		
PIGEONS	1	6318	6113	6099	12	14	0	205	4	567	4	0	0	P	4148	n.a.	Kielce Trade Fairs	3		
PLASTPOL*	1	12332	12332	12095	5151	237	18	0	31	682	357	63	62	T	17593	n.a.	Kielce Trade Fairs	17		
PNEUMATICON	1	427	427	406	60	21	21	0	6	45	12	3	3	T	incl. in ENEX	n.a.	Kielce Trade Fairs	19		
REHMED-EXPO	1	1288	859	859	38	0	0	429	2	74	3	0	0	T	1752	n.a.	Kielce Trade Fairs	22		
SACROEXPO	1	4438	3786	3644	582	142	0	652	13	281	30	7	5	T	4830	n.a.	Kielce Trade Fairs	4		
SHOWEXPO	1	649	159	159	24	0	0	490	3	22	2	0	0	P	incl. in Wedding		Kielce Trade Fairs	4		
SPORT OBIEKT	1	1139	739	723	40	16	0	400	2	21	1	0	0	T	incl. in ALARM	n.a.	Kielce Trade Fairs	5		
STOM	1	3470	3470	3448	503	22	0	0	18	238	113	0	0	T	4937	n.a.	Kielce Trade Fairs	19		
TIWS	1	1362	1362	1214	12	48	0	0	5	81	15	0	0	T	2528	n.a.	Kielce Trade Fairs	26		

City / 2011 Events	Interval Year	Space							Exhibitors			Represented firms		Visitors			Name of organizer	Industry sector	UFI code	
		Net exhibition space total	Contracted space (sq.m)						Special show area	Exhibitors with their own stands			Total	Foreign	Admission for Trade/ Public	Total				
			Total	Halls		Open air		from... countries		Total	Foreign	Total				Foreign				
				Total	Foreign	Total	Foreign													
KIELCE (PL)																				
TRAFFIC EXPO-TIL	1	982	982	954	147	28	18	0	7	50	13	19	4	T	incl. in AUTOSTRADA		Kielce Trade Fairs	5		
TRANSEXPO	1	8697	7897	7097	701	800	0	800	11	159	38	0	0	T	4382	n.a.	Kielce Trade Fairs	26		
VENUS	1	404	374	374	16	0	0	30	2	49	1	0	0	P	incl. in Wedding		Kielce Trade Fairs	14		
WELDING	1	484	484	484	21	0	0	0	13	50	22	0	0	T	incl. in STOM		Kielce Trade Fairs	19		
WORK CAREER DEVELOPMENT	1	251	251	251	0	0	0	0	1	60	0	0	0	T	4076	n.a.	Kielce Trade Fairs	8		
YOUR 4 WALLS (AUTUMN)	1	358	358	358	0	0	0	0	1	32	0	0	0	P	incl. in Interior		Kielce Trade Fairs	15		
YOUR 4 WALLS (SPRING)	1	295	295	295	0	0	0	0	1	31	0	0	0	T/P	incl. in DOM		Kielce Trade Fairs	15		
KRAKÓW (PL)																				
BOOK FAIR	1	3713	3354	3354	41	0	0	359	9	359	12	n.a.	n.a.	P	37451	n.a.	Targi w Krakowie	8		
EDU.PL	1	1077	867	867	60	0	0	210	7	190	9	n.a.	n.a.	P	11011	n.a.	Targi w Krakowie	8		
ENOEXPO*	1	799	679	679	209	0	0	120	12	139	72	n.a.	n.a.	T/P	together with HORECA		Targi w Krakowie	2		
EUROTOOL / BLACH-TECH-EXPO	1	3866	3806	3776	639	30	0	60	17	215	46	n.a.	n.a.	T	6978	n.a.	Targi w Krakowie	19		
FOOD-TO-GO	1	623	563	563	15	0	0	60	2	45	1	n.a.	n.a.	T	714	n.a.	easyFairs Poland	2		
HORECA / GASTROFOOD*	1	2074	1974	1974	82	0	0	100	10	182	16	n.a.	n.a.	T/P	7527	n.a.	Targi w Krakowie	2		
KOMPOZYT-EXPO	1	1301	1178	1178	91	0	0	123	7	89	14	n.a.	n.a.	T	1967	n.a.	Targi w Krakowie	17		
KRAKDENT*	1	4901	4051	4051	192	0	0	850	21	282	61	n.a.	n.a.	T	10882	n.a.	Targi w Krakowie	22		
CHILDREN'S BOOK FAIR	1	846	738	738	10	0	0	108	2	101	1	n.a.	n.a.	P	free entry		Targi w Krakowie	21		
SPA & WELLNESS	1	877	677	677	22	0	0	200	3	101	2	n.a.	n.a.	P	1292	n.a.	Targi w Krakowie	3		
SYMAS / MAINTENANCE	1	900	837	837	213	0	0	63	10	82	21	n.a.	n.a.	T	924	2	easyFairs Poland	26		
TUNING SHOW	1	4308	3808	3217	0	591	0	500	1	135	0	n.a.	n.a.	P	10216	n.a.	Targi w Krakowie	16		
EUROBIOTECH 2011	1	377	138	138	6	0	0	239	2	24	1	n.a.	n.a.	T	510	n.a.	Targi w Krakowie	22		
LESZNO - WILKOWICE (PL)																				
ROLTECHNIKA	1	1231	1231	0	0	1231	0	0	1	24	0	0	0	P	14516	n.a.	Poznan International Fair	1		

City / 2011 Events	Interval Year	Space							Exhibitors			Represented firms		Visitors		Name of organizer	Industry sector	
		Net exhibition space total	Contracted space (sq.m)				Special show area	Exhibitors with their own stands			Total	Foreign	Admission for Trade/Public	Total				
			Total	Halls		Open air		from... countries	Total	Foreign				Total	Foreign			
LÓDZ (PL)																		
BEAUTY AND ESTETYKA	1	823	655	655	0	0	0	168	1	80	0	n.a.	n.a.	p	3842	n.a.	Lódz International Fair	14
BOOKS	1	810	396	396	0	0	0	414	1	60	0	n.a.	n.a.	p	4161	n.a.	Lódz International Fair	8
DENTEXPO LÓDZ 2011	1	653	653	593	6	60	0	0	2	68	1	0	0	T	free entry		Warsaw Exhibition Board	22
GAMES AND TOYS	1	1700	1021	821	0	200	0	679	1	64	0	n.a.	n.a.	T/P	4204	n.a.	Interservis	13
HEALTH, ESOTERY FESTIVAL	2x	810	810	782	10	28	0	0	3	223	2	n.a.	n.a.	P	3838	n.a.	Lódz International Fair	22
INTERBUD	1	4937	4393	3731	6	662	0	544	3	276	2	n.a.	n.a.	P	13126	n.a.	Interservis	5
NATURA FOOD	1	1300	1225	1215	36	10	0	75	6	188	5	n.a.	n.a.	T/P	6715	n	Lódz International Fair	2
PLANTEXPO	1	800	744	699	0	45	0	56	1	52	0	n.a.	n.a.	P	4053	n	Interservis	3
REHABILITACJA	1	3393	3007	2992	64	15	0	386	9	226	29	n.a.	n.a.	T/P	6541	n.a.	Interservis	22
ROOFING	1	1317	861	828	61	33	0	456	3	58	3	n.a.	n.a.	T	1228	n.a.	Interservis	5
VETMEDICA	1	1526	694	654	4	40	0	832	2	77	1	1	0	T	1613	n.a.	Interservis	3
LUBLIN (PL)																		
AGROPARK	1	2786	2686	366	0	2320	9	100	2	98	1	n.a.	n.a.	T/P	2993	n.a.	Poznan International Fair / Lublin International Fair	1
AUTOSALON / CAR AUDIO	1	3501	3126	2943	0	183	0	375	1	59	0	n.a.	n.a.	T/P	8225	n.a.	Lublin International Fair	16
ECOFORUM EXPO	1	572	355	351	20	4	0	217	2	33	1	n.a.	n.a.	T	711	n.a.	Lublin International Fair	
EDEN	1	1273	1073	1041	60	32	0	200	2	61	1	n.a.	n.a.	P	6474	n.a.	Lublin International Fair	3
EDUKACJA	1	825	691	691	0	0	0	134	1	117	0	n.a.	n.a.	P	12473	n.a.	Lublin International Fair	8
ENERGETICS	1	1723	1463	1415	24	48	0	260	2	107	1	n.a.	n.a.	T	3529	n.a.	Lublin International Fair	9
JOB FAIR	1	276	276	266	86	10	0	0	9	59	16	n.a.	n.a.	P	>5000	n.a.	Lublin International Fair	8
LUBDOM AUTUMN/FURNISHING	2x	1390	1245	890	0	355	0	145	1	97	0	n.a.	n.a.	P	3063	n.a.	Lublin International Fair	5
LUBDOM SPRING BUMA PARK	2x	3663	3365	2809	0	556	14	298	2	211	1	n.a.	n.a.	T/P	7252	n.a.	Lublin International Fair	5
INFOSTRADA	1	621	301	301	12	0	0	320	2	25	1	n.a.	n.a.	T	711	n.a.	Lublin International Fair	22
LUBSACRO	1	726	646	646	30	0	0	80	2	66	1	n.a.	n.a.	T	913	n.a.	Lublin International Fair	4
TOY FAIR	1	372	322	322	9	0	0	50	2	22	1	n.a.	n.a.	P	1900	n.a.	Lublin International Fair	
LUBDREW	1	1136	946	811	29	135	0	190	2	42	2	n.a.	n.a.	T	1483	n.a.	Lublin International Fair	16
WEDDING	1	692	567	567	0	0	0	125	1	84	0	n.a.	n.a.	P	3435	n.a.	Lublin International Fair	3

City / 2011 Events	Interval Year	Space							Exhibitors			Represented firms		Visitors		Name of organizer	Industry sector	
		Net exhibition space total	Contracted space (sq.m)				Special show area	Exhibitors with their own stands			Total	Foreign	Admission for Trade/ Public	Total				
			Total	Halls		Open air		from... countries	Total	Foreign				Total	Foreign			
			Total	Foreign	Total	Foreign												UFI code
OSTRÓDA (PL)																		
MTM FURNITURE FAIR (AUTUMN)	2x	2971	2971	2971	71	0	0	0	2	56	1	n.a.	n.a.	T	4232	390	Alfa-Demuth	12
MTM FURNITURE FAIR (SPRING)	2x	6735	6735	6735	137	0	0	0	3	95	3	n.a.	n.a.	T	9127	769	Alfa-Demuth	12
POZNAN (PL)																		
ACTIVE 50+	1	1515	958	958	6	0	0	557	2	93	1	0	0	P	3053	n.a.	Poznan International Fair	3
AQUAZOO	1	224	224	224	0	0	0	0	1	10	0	0	0	P	in Hobby		Poznan International Fair	3
ARENA DESIGN, MOODFORM	1	2707	2130	2130	65	0	0	577	5	56	5	0	0	T/P	5538	n.a.	Poznan International Fair	12
ART FESTIVAL	1	1887	1827	1827	34	0	0	60	3	337	8	0	0	P	in Cavaliada		Poznan International Fair	3
AUTOMA	1	491	491	331	0	160	0	0	1	16	0	5	5	T/P	in EXPOPOWER		Poznan International Fair	19
BOAT SHOW	1	3192	2620	2620	46	0	0	572	4	130	3	9	0	P	8147	n.a.	Interservis	3
BTS (SPRING)*	1	1651	1591	1591	444	0	0	60	10	78	19	0	0	T	in Tex-Style		Poznan International Fair	25
BTS (AUTUMN)*	1	1695	1695	1695	630	0	0	0	10	88	34	0	0	T	in Next Season	A	Poznan International Fair	25
BUDMA*	1	25982	25982	25199	5144	783	42	0	31	900	284	19	17	T/P	42069	n.a.	Poznan International Fair	5
CAVALIADA	1	6417	6417	6417	128	0	0	0	3	87	5	0	0	T/P	26380	n.a.	Poznan International Fair	3
CEDE	1	8156	7779	7779	538	0	0	377	17	246	40	n.a.	n.a.	T	14494	n.a.	Exactus	22
CBS	1	2835	2835	2831	281	4	0	0	11	103	19	0	0	T/P	in BUDMA		Poznan International Fair	5
DREMA*	1	19117	19117	17699	2172	1418	70	0	15	355	113	47	46	T/P	15990	n.a.	Poznan International Fair	5
EDUCATION AND CHILDREN BOOK FAIR	1	5783	4817	4817	105	0	0	966	18	477	41	3	0	T/P	44704	n.a.	Poznan International Fair	8
EPLA	1	790	790	790	63	0	0	0	5	53	11	0	0	T/P	1168	n.a.	Poznan International Fair	17
EURO REKLAMA	1	3388	3274	3274	314	0	0	114	10	129	24	2	2	T/P	in Poligrafia		Poznan International Fair	4
EXPOPOWER	1	3966	3966	3633	126	333	0	0	8	202	9	12	11	T/P	8112	n.a.	Poznan International Fair	19
FARMA*	2	7569	6947	6923	384	24	0	322	9	99	16	2	0	T/P	6739	n.a.	Poznan International Fair	1
FIT-EXPO	1	7217	2414	2414	137	0	0	4803	5	75	4	0	0	T/P	3600	n.a.	Poznan International Fair	3
FURNICA*	1	4267	3867	3867	912	0	0	400	16	144	46	6	6	T/P	in DREMA		Poznan International Fair	12
GARDENIA	1	9646	9581	9452	583	129	0	65	9	387	25	1	0	T/P	19358	n.a.	Poznan International Fair	3
GASTRO TRENDY	1	2064	2064	2012	99	52	0	0	3	73	4	0	0	T/P	in Polagra Food		Poznan International Fair	2


City / 2011 Events	Interval Year	Space							Exhibitors			Represented firms		Visitors		Name of organizer	Industry sector	UFI code		
		Net exhibition space total	Contracted space (sq.m)						Special show area	Exhibitors with their own stands			Total	Foreign	Admission for Trade/ Public				Total	Foreign
			Total	Halls		Open air		from... countries		Total	Foreign									
				Total	Foreign	Total	Foreign													
POZNAN (PL)																				
GMINA	1	1351	1351	1291	0	60	0	0	1	66	0	0	0	T/P	in Poleko		Poznan International Fair	4		
GREENPOWER	1	1166	1166	1042	247	124	0	0	7	67	13	2	2	T/P	in EXPOPOWER		Poznan International Fair	10		
HOBBY	1	6106	6106	6106	74	0	0	0	2	268	3	0	0	P	23359	n.a.	Poznan International Fair	3		
HOMEDECOR*	1	2783	2783	2783	441	0	0	0	10	100	27	3	3	T/P	4859	n.a.	Poznan International Fair	12		
INVEST HOTEL	1	2375	2291	2199	80	92	0	84	4	137	4	1	1	T/P	12531	n.a.	Poznan International Fair	2		
ITM POLSKA*	1	20417	19756	19621	4890	135	33	661	29	763	337	146	137	T/P	14307	n.a.	Poznan International Fair	19		
KAMIEŃ-STONE **	1	8298	8036	7674	3045	362	0	262	17	305	161	6	6	T/P	5268	n.a.	Poznan International Fair	5		
KOMTECHNIKA	1	5436	5436	3809	30	1627	0	0	3	63	2	1	1	T/P	in Poleko	n.a.	Poznan International Fair	4		
LOOK & BEAUTY VISION	1	4537	4489	4489	93	0	0	48	9	212	16	15	11	T/P	14966	n.a.	Poznan International Fair	14		
MEBLE POLSKA*	1	9383	9249	9249	461	0	0	134	8	159	14	0	0	T	8143	n.a.	Poznan International Fair	12		
MOTOR SHOW	1	25124	25034	22784	105	2250	0	90	3	61	2	0	0	P	4492	n.a.	Poznan International Fair	17		
NATIONAL ANIMAL BREEDING EXHIBITION	1	8913	8913	8654	25	259	0	0	3	393	2	0	0	T/P	in Polagra Food		Poznan International Fair	1		
NEXT SEASON*/FAST FASHION (SPRING)	1	5705	5337	5337	1253	0	0	368	17	196	52	0	0	T	in Tex-Style		Poznan International Fair	25		
NEXT SEASON/FAST FASHION (AUTUMN)	1	4612	4298	4298	894	0	0	314	14	150	31	0	0	T	4344	n.a.	Poznan International Fair	25		
PAK FOOD	2	2391	2391	2341	439	50	0	0	18	126	43	13	11	T/P	in Polagra Food		Poznan International Fair	2		
POLAGRA FOOD*	1	5426	5426	5358	1176	68	0	0	26	396	118	6	3	T/P	22076	n.a.	Poznan International Fair	2		
POLAGRA-TECH*	1	7718	7718	7435	1057	283	29	0	18	253	52	84	81	T/P	in Polagra Food		Poznan International Fair	2		
POLEKO*	1	13122	13122	11069	2380	2053	30	0	15	478	150	0	0	T/P	14568	n.a.	Poznan International Fair	10		
POLIGRAFIA*	2	6968	6807	6792	1132	15	0	161	16	251	55	47	38	T/P	11303	n.a.	Poznan International Fair	11		
POSTAL PIGEON EXHIBITION	1	2551	2551	2526	1376	25	12	0	0	149	69	0	0	T/P	16367	n.a.	Poznan International Fair	3		
POZNAŃ MEDIA EXPO	1	134	134	134	9	0	0	0	2	11	1	0	0	T	543	n.a.	Poznan International Fair	4		
POZNAŃ OPTICAL SALON (SPRING)	1	488	488	488	10	0	0	0	2	55	1	0	0	T	304	n.a.	Poznan International Fair	22		
POZNAŃ OPTICAL SALON (AUTUMN)	1	381	381	381	18	0	0	0	3	44	2	0	0	T	283	n.a.	Poznan International Fair	22		
RYBOMANIA	1	40	40	40	15	0	0	0	2	4	1	0	0	T/P	in Gardenia		Poznan International Fair	3		
SAKRALIA	1	863	809	799	9	10	0	54	2	69	1	0	0	T/P	1010	n.a.	Poznan International Fair	4		

City / 2011 Events	Interval Year	Space							Exhibitors			Represented firms		Visitors		Name of organizer	Industry sector	UFI code	
		Net exhibition space total	Contracted space (sq.m)				Special show area	Exhibitors with their own stands			Total	Foreign	Admission for Trade/ Public	Total	Foreign				
			Total	Halls		Open air		from... countries	Total	Foreign									
			Total	Total	Foreign	Total	Foreign												
POZNAN (PL)																			
SOFAB	1	540	540	540	60	0	0	0	4	17	3	1	1	T	602	n.a.	Poznan International Fair	12	
TEX-STYLE*	1	468	468	468	297	0	0	0	10	41	25	0	0	T	6245	n.a.	Poznan International Fair	25	
TOUR SALON*	1	8301	7661	7559	2066	102	0	640	43	749	238	9	1	T/P	21618	n.a.	Poznan International Fair	6	
TTM*	1	7173	7173	6904	1399	269	269	0	14	305	122	8	4	T/P	9771	n.a.	Poznan International Fair	16	
WINDOOR TECH	2	4575	4575	4575	584	0	0	0	7	105	28	6	5	T/P	in BUDMA		Poznan International Fair	5	
STESZEW																			
POLSKIE ZBOŻA	1	58264	37464	0	0	37464	1200	20800	4	72	3	1	1	T/P	3093	n.a.	Poznan International Fair	1	
SZCZECIN (PL)																			
BUD-GRYF	1	2257	2148	1779	54	369	13	109	3	170	5	n.a.	n.a.	T/P	6013	n.a.	Szczecin International Fair	5	
MAMA & CHILD	1	1402	1363	1363	12	0	0	39	2	67	1	n.a.	n.a.	P	2521	n.a.	Szczecin International Fair	17	
ENERGIA	1	761	635	0	126	0	0	1	53	0		n.a.	n.a.	T	together with Bud-Gryf	n.a.	Szczecin International Fair	7	
GARDEN	1	1084	616	94	0	522	0	468	1	50	0	n.a.	n.a.	P	free entry	n.a.	Szczecin International Fair	3	
KARIERA	1	844	597	597	6	0	0	247	2	65	1	n.a.	n.a.	P	free entry	n.a.	Szczecin International Fair	8	
MARKET TOUR	1	1770	1641	0	0	1641	110	129	2	124	13	n.a.	n.a.	P	free entry	n.a.	Szczecin International Fair	6	
ORGANIC	1	92	92	0	0	92	28	0	3	17	3	n.a.	n.a.	P	free entry	n.a.	Szczecin International Fair	2	
WDD INTERIOR DECORATION	1	1226	1226	1129	0	97	0	0	1	94	0	n.a.	n.a.	P	3058	n.a.	Szczecin International Fair	2	
TORUN (PL)																			
BEAUTY ACADEMY / WEDDING	1	218	200	191	0	9	0	18	1	76	0	n.a.	n.a.	P	989	n.a.	Targi Torunskie	14	
CHIDREN'S WORLD	1	347	311	154	0	157	0	36	1	49	0	n.a.	n.a.	P	free entry	n.a.	Targi Torunskie	13	
INVEST-TOR/CONSTRUCTION AND HOUSING	1	1161	1161	975	0	186	0	0	1	92	0	n.a.	n.a.	P	3799	n.a.	Targi Torunskie	5	
KONSERWACE	1	276	276	276	0	0	0	0	1	92	0	n.a.	n.a.	T	free entry	n.a.	Targi Torunskie	5	
KOSCIÓLY/DEVOTIONAL ART	1	200	200	198	0	2	0	0	1	31	0	n.a.	n.a.	T/P	free entry	n.a.	Targi Torunskie	4	
MOTO-TOR	1	368	368	341	0	27	0	0	1	20	0	n.a.	n.a.	P	1596	n.a.	Targi Torunskie	16	
REST	1	283	283	283	10	0	0	0	2	33	3	n.a.	n.a.	P	free entry	n.a.	Targi Torunskie	6	

City / 2011 Events	Interval Year	Space							Exhibitors			Represented firms		Visitors		Name of organizer	Industry sector	
		Net exhibition space total	Contracted space (sq.m)				Special show area	Exhibitors with their own stands			Total	Foreign	Admission for Trade/ Public	Total				
			Total	Halls	Open air			from... countries	Total	Foreign				Total	Foreign			
			Total	Foreign	Total	Foreign												UFI code
WARSAW (PL)																		
ACADEMIA BOOK	1	410	271	271	0	0	0	139	1	87	0	n.a.	n.a.	P	free entry	n.a.	Murator Expo	8
COIN EXPO	1	312	312	312	74	0	0	0	8	20	10	n.a.	n.a.	T	free entry	n.a.	Warsaw Exhibition Board	4
DENTEXPO WARSAW	2	395	395	395	0	0	0	0	1	59	0	n.a.	n.a.	T	838	n.a.	Warsaw Exhibition Board	22
EUROPOLTECH	2	3297	3233	2971	340	262	15	64	15	167	36	n.a.	n.a.	T	6123	n.a.	Gdansk International Fair	7
FISHING	1	645	645	645	15	0	0	0	2	33	1	n.a.	n.a.	P	together with Wind and Water		Murator Expo	3
GEOLOGIA	1	270	270	258	3	12	0	0	2	25	1	n.a.	n.a.	T	free entry	n.a.	Warsaw Exhibition Board	9
GIFT EXPO	1	203	203	203	6	0	0	0	2	30	1	n.a.	n.a.	T	551	n.a.	Poznan International Fair	13
GOLDEN AGE	1	210	192	192	0	0	0	18	1	31	0	n.a.	n.a.	P	free entry		Murator Expo	3
GOLD-SILVER-WATCH	1	3078	2919	2919	284	0	0	159	9	310	21	n.a.	n.a.	P	6102	n.a.	Miedzynarodowe Centrum Targowe	24
MUREXPO BUILDING	1	2348	2333	1485	0	848	0	15	7	221	10	n.a.	n.a.	P	6895	n.a.	Murator Expo	5
NEW HOUSE, LIVING (AUTUMN)	4x	1648	1648	1648	0	0	0	0	1	158	0	n.a.	n.a.	P	7535	n.a.	Murator Expo	15
NEW HOUSE, LIVING (SPRING)	4x	1589	1565	1565	0	0	0	24	1	137	0	n.a.	n.a.	P	8287	n.a.	Murator Expo	15
NEW HOUSE, LIVING (SUMMER)	4x	961	921	921	0	0	0	40	1	109	0	n.a.	n.a.	P	3319	n.a.	Murator Expo	15
NEW HOUSE, LIVING (WINTER)	4x	1086	1046	1046	0	0	0	40	1	115	0	n.a.	n.a.	P	7623	n.a.	Murator Expo	15
PACKAGING INNOVATION	1	1013	965	965	227	0	0	48	9	89	15	n.a.	n.a.	T	1987	n.a.	easyFairs Poland	11
POWER DAYS	1	2699	1625	1625	0	0	0	1074	1	41	0	n.a.	n.a.	P	5237	n.a.	Murator Expo	3
REMONT DOM / INTERIOR	1	1559	1559	1287	0	272	0	0	10	173	11	n.a.	n.a.	P	4562	n.a.	Murator Expo	5
WARSAW BOOK FAIR	1	2618	2307	2307	388	0	0	311	16	538	211	64	61	T/P	35683	n.a.	Murator Expo	8
WARSAW BOOK FESTIVAL	1	114	0	0	558	0	0	114	1	80	0	n.a.	n.a.	P	free entry	n.a.	Murator Expo	3
WIND AND WATER WARSAW	1	6964	6862	6827	96	35	0	102	13	406	15	n.a.	n.a.	P	31237	n.a.	Murator Expo	3
YOUR MONEY	1	20	20	20	0	0	0	0	1	3	0	n.a.	n.a.	T	free entry	n.a.	Warsaw Exhibition Board	4
WISLA (PL)																		
PSI DENTAL	1	1128	252	252	6	0	0	876	3	50	2	n.a.	n.a.	T	222	n.a.	Targi w Krakowie	22
WROCLAW (PL)																		
DENTAMED	1	2021	1021	1021	19	0	0	1000	11	127	15	n.a.	n.a.	T	3129	n.a.	Targi w Krakowie	22

ALL EXHIBITIONS HAVE BEEN AUDITED BY CENTREX





NEW UFI CATEGORIES

INTERVAL YEAR	
1.	once a year
2.	every other year
3.	every 3 years
4.	every 4 years
6.	every 6 years
2x1	2x1 = twice a year
3x1	3x1 = 3 times a year
4x1	4x1 = 4 times a year
blank	not regular or not yet known (first time)

ADMISSION	
T	trade (only)
P	public (only)
T/P	trade & public

INDUSTRY SECTORS	
1.	Agriculture, Forestry, Fishery
2.	Food and Beverage, Hospitality
3.	Leisure, Hobby, Entertainment
4.	Business Services, retail
5.	Construction, Infrastructure
6.	Travel
7.	Security, Fire Safety, Defense
8.	Education
9.	Energy, Oil, Gas
10.	Environmental Protection
11.	Printing, Packaging
12.	Furniture, Interior design
13.	Premium, Household, Gifts, Toys
14.	Beauty, Cosmetics
15.	Real Estate
16.	Automobiles, Motorcycles
17.	Chemistry
18.	Electronics, Components
19.	Engineering, Industrial, Manufacturing, Machines, Instruments, Hardware
20.	Aviation, Aerospace
21.	IT and Telecommunications
22.	Health, Medical Equipment
23.	Optics
24.	Jewelry, Watch & Accessories
25.	Textiles, Apparel, Fashion
26.	Transport, Logistics, Maritime
27.	General



H-1101 Budapest, Albertirsai út 10.

Tel./Fax: +36-1-26-36-368

Web: <http://www.centrexstat.org>

E-mail: info@centrexstat.org

