



2009



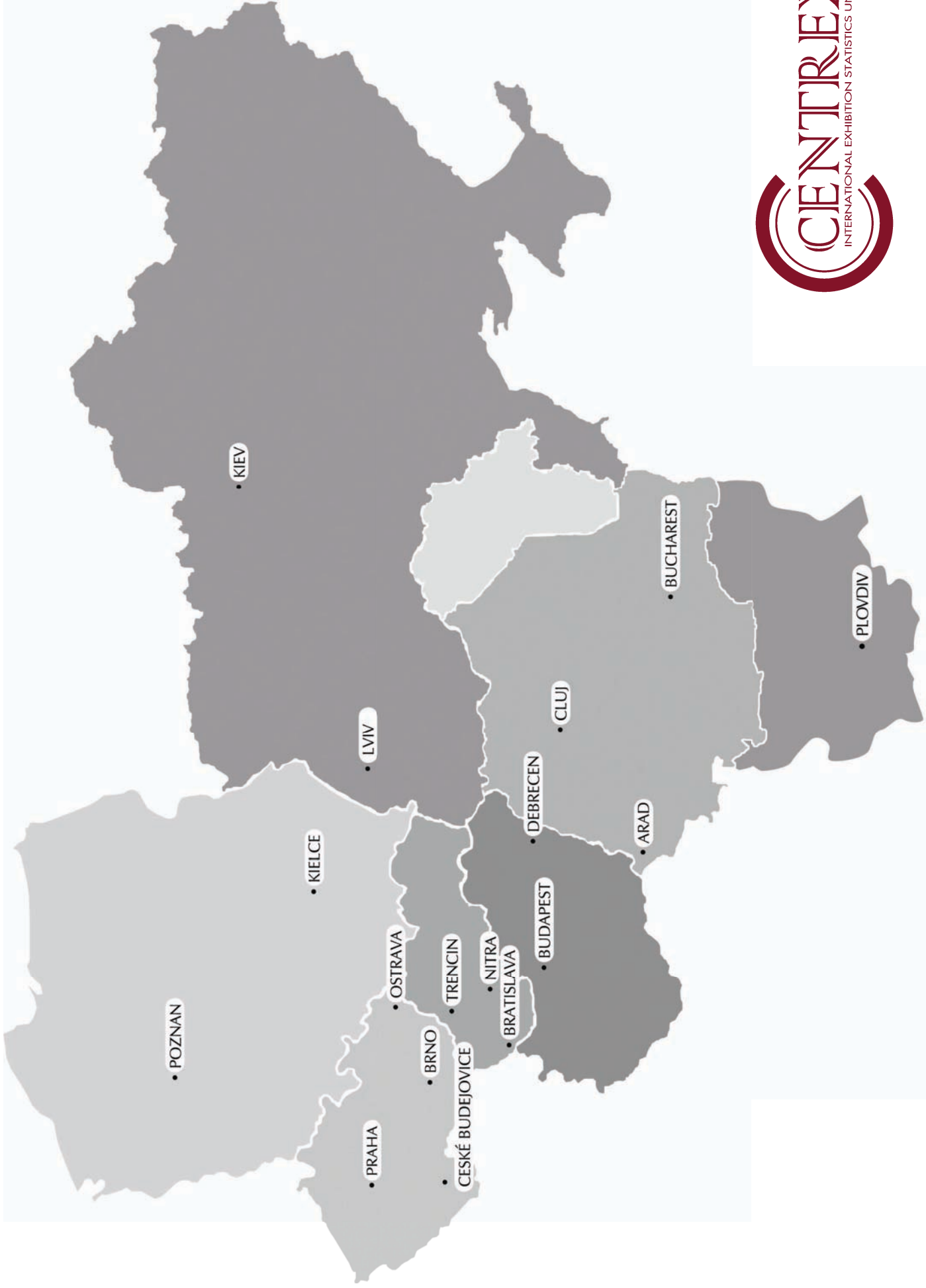
AND MEMBERS OF
THE POLISH CHAMBER
OF EXHIBITION INDUSTRY

CENTRAL EASTERN EUROPEAN

EXHIBITION STATISTICS

OF THE MEMBERS OF
CENTREX INTERNATIONAL
EXHIBITION STATISTICS UNION

The Exhibition Knowledge Provider



CONTENTS:

EXHIBITION STATISTICS & AUDITING RULES	4
FOREWORD	5

STATISTICS 2009:
(IN SEQUENCE OF CITIES) FROM 6 AND 19 PAGES

CITY	ORGANISER	STATISTICS '09 PAGE NO
ARAD	EXPO ARAD INTERNATIONAL	6
BRATISLAVA	INCHEBA EXPO BRATISLAVA PLC.	6
BRNO	TRADE FAIRS BRNO A.S.	7
BUCHAREST	REECO RO EXPOZITII SRL	8
BUDAPEST	HUNGEXPO CCO. LTD.	9
BUDAPEST	REECO HUNGARY LTD.	10
CESKÉ BUDEJOVICE	VYSTAVYSTÉ CESKÉ BUDEJOVICE	10
CLUJ-NAPOCA	INTERMARKETING & CONSULTING SRL.	10
DEBRECEN	V-TRADE EXHIBITIONS LTD.	10
KIELCE	KIELCE TRADE FAIRS	11
KIEV	EUROINDEX LTD.	12
KIEV	KIEV INTERNATIONAL CONTRACT FAIR	13
LVIV	GAL-EXPO JSC.	14
NITRA	AGROKOMPLEX - VÝSTAVNÍCTVO NITRA ŠTÁTNY PODNIK	14
OSTRAVA	OSTRAVSKÉ VÝSTAVY A.S.	15
PLOVDIV	INTERNATIONAL FAIR PLOVDIV	15
POZNAN	POZNAN INTERNATIONAL FAIR	16
PRAGUE	INCHEBA EXPO PRAGUE LTD.	18
TRENCIN	EXPO CENTER A.S.	18

POLISH STATISTICS 2009:
(IN SEQUENCE OF CITIES) FROM 21 AND 33 PAGES

CITY	STATISTICS '09 PAGE NO
BIELSKO BIALA	21
BYDGOSZCZ	21
GDANSK	21
GDYNIA	22
JURATA	22
KATOWICE	23
KIELCE	24
KRAKÓW	25
LESZNO-WILKOWICE	26
LÓDZ	26
LUBLIN	26
POZNAN	27
SZCZECIN	30
TORUN	30
WARSZAWA	31
WROCLAW	32

ACROKOMPLEX-VÝSTAVNÍCTVO NITRA, ŠTÁTNY PODNIK

Výstavná 4, 949 01 Nitra, Slovakia
 Tel.: +421 (0)37-6-572-405
 Fax: +421 (0)37-6-572-252
 Web: www.agrokomplex.sk
 E-mail: baluska@agrokomplex.sk

EUROINDEX LTD.

56, Peremoha Ave., Kyiv, 03680, Ukraine
 Tel/Fax: (+380 44) 461-9300
 Web: www.euroindex.ua
 E-mail: info@eindex.kiev.ua

EXPO ARAD INTERNATIONAL

Arad, Cl .Aurel Vlaicu FN, Romania
 Tel.: +40-257-216520; 0357-407698
 Fax: +40-257-216521
 Web: www.expoarad.ro
 E-mail: expo@ccia-arad.ro

EXPO CENTER A. S.

SK - 911 01 Trenčín, Pod Sokolicami 43, Slovakia
 Phone/Fax: +421-32-7435 600
 Web: www.expocenter.sk
 E-mail: marketing@expocenter.sk

HUNGEXPO C.CO. LTD.

H - 1101 Budapest, Albertirsai út 10. Hungary
 Phone: +36-1-263-6541
 Fax: +36-1-263-6090
 Web: www.hungexpo.hu
 E-mail: hungexpo@hungexpo.hu

INCHEBA EXPO BRATISLAVA

Viedenská cesta 3-7, 851-01 Bratislava, Slovakia
 Tel.: +421 2 6727 1111
 Fax: +421 2 6241 1838
 Web: www.incheba.sk
 E-mail: incheba@incheba.sk

INCHEBA PRAHA SPOL. S R. O.

Areál Výstaviště 67, 170 90 Praha 7 Czech Republic
 Tel.: +420 220 103 311
 Fax: +420 220 103 791
 Web: www.incheba.cz
 E-mail: p.hozlar@incheba.cz

INTERNATIONAL FAIR PLOVDIV

BG- 4003 Plovdiv, Bulgaria
 37, Tzar Boris III-Obedinitel blvd.
 Phone: +359 32 902346
 Fax: +359 32 902432
 Web: www.fair.bg
 E-mail: renyg@fair.bg

INTERMARKETING & CONSULTING SRL

RO-030016 Bucharest, Romania
 Bd. Regina Elisabeta Nr. 7-9 Et.2, cam.28, sector 3,
 Phone: +40 21 317 12 25/26
 Fax: +40 21 319 63 71
 Web: www.agraria.info.ro
 E-mail: office@intermarketing.ro,
 corina@agraria.info.ro

JOINT-STOCK CO. GAL-EXPO®

30, Vynnychenka Str. Lviv, 79008, Ukraine
 Phone: +380 (32)2970627, 2971369
 Fax: +380 (32) 2971756
 Web: www.galexpo.lviv.ua
 E-mail: exhib@galexpo.lviv.ua

KYIV INTERNATIONAL CONTRACT FAIR

P.O.Box B-13, Kyiv, 01001, Ukraine
 Phone: +38044 461-93-42, 41
 Fax: +38044 461-93-40/49
 Web: www.kmkya.kiev.ua
 E-mail: info@kmkya.kiev.ua

OŠTRAVSKÉ VÝSTAVY, A.S.

Výstavište Černá louka,
 728 26 - Ostrava, Czech Republic
 Phone: +420 596 167 119
 Fax: +420 596 167 125
 Web: www.cerna-louka.cz
 E-mail: vystavy@cerna-louka.cz

POZNAN INTERNATIONAL FAIR LTD.

PL - 60734 Poznan, ul. Glogowska 14. Poland
 Phone: +48-61-869-2210
 Fax: +48-61-869-2960
 Web: www.mtp.pl
 E-mail: info@mtp.pl

REECO HUNGARY LTD.

H - 1123 Budapest, Győri út 20. Hungary
 Tel.: +36 1 225 - 2143
 Fax: +36 1 225 - 2145
 Web: www.reco.hu
 E-mail: hungary@reco.hu

REECO RO Expozitii srl.

RO-310025 Arad, Romania
 B-dul.Revoluției Nr. 96, Ap. 4
 Phone: +40 257-23009-9
 Fax: +40 257-23009-8
 Web: www.reco.ro
 E-mail: gall@reco.ro

ROMEXPO S.A.

65-67, Marasti Blvd, PO Box 32-3, RO-011465,
 Bucharest - ROMANIA
 Phone: (+4021) 202 57 24
 Fax: (+4021) 202 57 03
 Web: www.romexpo.org
 E-mail: marketing@romexpo.org

TARGI KIELCE (KIELCE TRADE FAIRS)

PL - 25672 Kielce, Zakladowa 1. Poland
 Phone: +48-41-365-1222
 Fax: +48-41-345-6261
 Web: www.targikielce.pl
 E-mail: zarzad@targikielce.pl

TRADE FAIRS BRNO A.S.

CZ - 647 00 Brno, Vystaviste 1, Czech Republic
 Phone: +420-5-411-52-813
 Fax: +420-5-411-53-51
 Web: www.bvv.cz
 E-mail: info@bvv.cz

V-TRADE EXHIBITIONS LTD.

H - 4032 Debrecen, Fűredi út 76. I. em. Hungary
 Phone: +36-52-436-011
 Fax: +36-52-436-012
 Web: www.vtrade.hu
 E-mail: vtrade@vtrade.hu

VYSTAVISTÉ ČESKÉ BUDEJOVICE

CZ - 370 21 České Budějovice Husova 523. Czech Republic
 Phone: +420-38-7714911
 Fax: +420-38-7714263
 Web: www.vcb.cz
 E-mail: info@vcb.cz

**CENTRAL EASTERN EUROPEAN
EXHIBITION STATISTICS**

2009

OF THE MEMBERS OF
CENTREX INTERNATIONAL
EXHIBITION STATISTICS UNION

AND MEMBERS OF THE POLISH
CHAMBER OF EXHIBITION INDUSTRY

VISITORS

Number of visitors is calculated on evidence. Number of paying visitors is established through financial evidence: number of sold tickets (prepaid or on the spot) and number of tickets/entry passes paid by the exhibitor or a third party. Season tickets sold are calculated as reasonable. Number of family tickets sold are calculated as 4 visitors.

Persons arriving with vouchers, registration cards or similar valid free passes, tickets can be counted as visitors only if evidence is available. Number of foreign visitors is established either by tickets sold out at special counters for foreigners, filled in-registration cards with evidence of the foreign origin of the visitor or through representative visitor surveys.

NUMBER OF VISITS

As a new category the number of visits can be established with evidences of re-visits of the visitors. If no evidence of re-visits occurred one visit per visitor was presumed therefore the number of visits equals to the number of visitors.

SPACE

The contracted space refers only to the area occupied by exhibitors. It corresponds to the number of square meters invoiced and paid for by these exhibitors. Surface areas given free of charge are not counted. The contracted space is divided up in indoors and outdoors rented by exhibitors. Special show space is where performances, shows, lectures, contests, it relates to the theme of the exhibition and it constitutes part of total net exhibition space.

EXHIBITORS

An exhibitor with his own stand (direct exhibitor) is one who occupies a stand for his company, receives the bill from the exhibition organiser and settles it directly. Co-exhibitors at an exhibitor's stand or participants at a collective stand are also considered as exhibitors for statistical purposes if they exhibit their own goods employing their own personnel on the exhibitor's stand and their autonomy can be undoubtedly recognised even without physical separation. The nature of the participation and the identity of each exhibitor at the stand should be undoubtedly clear from the application form sent to the exhibition organiser.

REPRESENTED COMPANIES

A represented company is one who does not have a stand of his own, but their goods are exhibited on an exhibitor's stand without the continuous presence of the their own personnel.

The figures listed in this report have been audited according to the CENTREX Rules and Regulations (last amended on September 7, 2005) reflecting compliance to the international standards of UFI.

DEAR PARTNERS,

It is already 12 years now that CENTREX International Exhibition Statistics Union has compiled and printed the first Central European Exhibition Statistics yearbook. In the first year the that-time 6 member companies have presented audited exhibition statistics of altogether 122 fairs. In this yearbook of 2009 now 19 CENTREX members have sent in audited statistics of nearly 270 fairs.

Exactly, last year the CENTREX members organised 269 trade fairs and exhibitions, where nearly 47,000 exhibitors presented their products and services (among them 21 p.c. direct foreign exhibitors). They have used 1.5 million sq. m. net exhibition space for their appearances and at these fairs the number of visits exceeding 3.1 million.

Consolidating last years progress – additionally to our membership all audited fairs in Poland have been brought into coverage – now new members, including another country, Bulgaria's leading organisation, International Plovdiv Fair came into our publication.

In this booklet now you will find comparable statistics for the major part of the relevant exhibition markets of 7 countries of Central and East Europe: Bulgaria, Czech Republic, Hungary, Poland, Romania, Slovakia and Ukraine.

Data including in this yearbook are available at our website www.centrexstat.org retroactively for 12 years, as usual. This database enables analysis, study of the trends of fairs and exhibitions in the whole region.

Trusting that the world economic trends urge our members and associates to bring even more new solutions, ideas, facilitating revived business opportunities for our customers – I wish You successful business, enthusiasm and persistence.

With best regards

Károly Nagy
Executive Director

Events in 2009 (audited)	Interval (Years)	Duration (Days)	Net exhibition space incl.				Exhibitors			Represented companies		Visitors		Number of visits					
			Contracted space (sqm.)		Special show space		from ... countries	Total	Foreign	Total	Foreign	Admission for Trade/Public	Total	Foreign	Total	Foreign			
			Indoors	Outdoors	Total	Foreign											Total	Foreign	
			Total	Foreign	Total	Foreign	Total	Foreign	Total	Foreign									
ARAD (RO)																			
AGROMALIIM	1	4	11 292	1 472	456	9 320	549	500	0	9	217	51	N.A.	N.A.	6704	N.A.	6704	N.A.	
TRANSPORT-AR	1	4	8 175	1 046	105	4 537	779	2 592	0	5	61	9	N.A.	N.A.	4699	N.A.	4699	N.A.	
TOTAL			19 467	2 518	561	13 857	1 328	3 092	0		278	60			11 403		11 403		
AUDITED BY: CENTREX UNION																			
BRATISLAVA (SK)																			
INCHEBA EXPO BRATISLAVA																			
AUTOSALON, AUTOSERVIS	1	6	17 818	15 463	168	1 955	88	400	N.A.	4	116	8	0	0	T/P	60856	N.A.	60856	N.A.
BIBLIOTEKA, PEDAGOGIKA, ART	1	4	2 550	1 749	239	0	0	801	N.A.	8	113	19	0	0	T/P	NOT MONITORED	NOT MONITORED	NOT MONITORED	NOT MONITORED
BIOSTYL, ESOTERIKA	1	3	1 445	481	86	0	0	964	N.A.	2	63	14	0	0	T/P	INCL. IN INTERBEAUTY	INCL. IN INTERBEAUTY	INCL. IN INTERBEAUTY	INCL. IN INTERBEAUTY
BRATISLAVA COLLECTORS DAYS	1	2	1 483	1 483	947	0	0	0	N.A.	17	192	108	0	0	T/P	1945	N.A.	1945	N.A.
CHRISTMAS DAYS	1	17	3 697	3 533	213	60	0	104	N.A.	7	312	16	0	0	T/P	67942	N.A.	67942	N.A.
CONECO *, RACIOENERGIA, CLIMATHERM, CONECOINVEST, SLOVREALINVEST	1	5	23 088	16 132	4 102	3 413	558	3 543	N.A.	12	592	174	0	0	T/P	55041	N.A.	55041	N.A.
CSIL, CAR PLAST	1	3	1 294	944	247	0	0	350	N.A.	6	59	21	0	0	T/P	INCL. IN AUTOSALÓN	INCL. IN AUTOSALÓN	INCL. IN AUTOSALÓN	INCL. IN AUTOSALÓN
DANUBIUS GASTRO, EXPOSHOP AND GASTROPACK	1	4	8 495	6 780	1 573	0	0	1 715	N.A.	10	270	78	0	0	T/P	INCL. IN ITF SLOVAKIATOUR	INCL. IN ITF SLOVAKIATOUR	INCL. IN ITF SLOVAKIATOUR	INCL. IN ITF SLOVAKIATOUR
ELEKTRO EXPO - AUTUMN	1	3	2 041	2 019	358	22	0	0	N.A.	6	95	28	0	0	T/P	NOT MONITORED	NOT MONITORED	NOT MONITORED	NOT MONITORED
E-R+P	1	3	1 713	1 486	173	77	65	150	N.A.	3	67	13	0	0	T/P	NOT MONITORED	NOT MONITORED	NOT MONITORED	NOT MONITORED
INDUSTRY EXPO, ELEKTRO EXPO - SPRING	1	3	2 663	2 663	632	0	0	0	N.A.	5	129	38	0	0	T/P	1275	N.A.	1275	N.A.
INTERBEAUTY	1	3	3 582	3 107	664	0	0	475	N.A.	8	173	50	0	0	T/P	17051	N.A.	17051	N.A.
ITF SLOVAKIATOUR, HUNTING AND LEISURE	1	4	10 981	7 574	1 346	55	25	3 352	N.A.	32	282	66	0	0	T/P	35592	N.A.	35592	N.A.
MODDOM, TZB, LUXDOM, TECHDOM, CLEANTECH	1	5	6 991	6 475	1 655	77	0	439	N.A.	6	176	38	0	0	T/P	19002	N.A.	19002	N.A.
MOTOCYKEL, BOAT SHOW	1	4	6 788	6 615	1 356	173	0	0	N.A.	9	126	39	0	0	T/P	24853	N.A.	24853	N.A.
SLOVAK DENTAL DAYS	1	3	1 463	1 463	249	0	0	0	N.A.	6	70	14	0	0	T/P	NOT MONITORED	NOT MONITORED	NOT MONITORED	NOT MONITORED
SLOVMEICA *, NON-HANDICAP	1	3	1 646	866	173	0	0	780	N.A.	4	48	11	0	0	T/P	NOT MONITORED	NOT MONITORED	NOT MONITORED	NOT MONITORED

Events in 2009 (audited)		Interval (Years)	Duration (Days)	Net exhibition space incl.						Exhibitors			Represented companies		Visitors		Number of visits		
				Contracted space (sq.m.)			Special show space			from ... countries	Total	Foreign	Total	Foreign	Admission for Trade/Public	Total	Foreign	Total	Foreign
				Indoors	Outdoors	Total	Indoors	Outdoors	Total										
										Total	Foreign	Total	Foreign						
BRATISLAVA (SK)																			
		1	4	415	10	0	0	0	N.A.	2	12	1	0	0	T/P			INCL. IN MOTOCYKEL	
		1	3	1 551	1 439	442	0	0	112	13	74	31	0	0	T/P			NOT MONITORED	
				99 704	80 687	14 633	5 832	736	13 185		2 969	767				283 557		283 557	
AUDITED UNDER CENTREX SYSTEM * UFI APPROVED EVENT																			
BRNO (CZ)																			
		2	6	31976	18701	90	2175	50	11100	0	193	8	4	1	P/T	130 484	798	130 484 798	
		1	4	2947	2404	304	15	0	528	0	73	11	1	0	P/T			INCL. IN SPORT LIFE	
		1	4	799	799	154	0	0	0	0	4	7	0	0	P/T	3 480	10	3 480 10	
				5728	568	0	5160	0	0	0	1	224	0	0	P	118 165	0	118 165 0	
		1	4	5723	5272	300	51	0	400	0	3	33	7	2	P/T			INCL. IN SPORT LIFE	
		1	10	5409	3825	127	129	0	1455	0	5	312	11	0	P	53 025	0	53 025 0	
		1	3	2329	773	56	0	0	1556	0	4	50	5	0	P/T			INCL. IN STYL I.	
		1	3	4252	3874	268	40	0	338	0	5	42	22	0	P/T			INCL. IN SPORT LIFE	
		2	4	12024	7836	914	108	0	4080	0	20	302	99	44	T	12 834	1 922	12 834 1 922	
		1	3	1057	844	173	213	0	0	0	3	52	16	1	T			INCL. IN VODOVODY-KANALIZACE	
		1	5	3466	2466	40	0	0	1000	0	3	92	2	0	P			INCL. IN MOBITEK	
		2	3	2939	2324	188	15	0	600	0	10	96	12	4	P/T	11 651	1 066	11 651 1 066	
		1	4	5237	3906	611	531	0	800	0	15	230	46	26	P/T	32 737	2 429	32 737 2 429	
		1	5	29371	18080	3409	8886	1106	2405	0	16	656	151	20	P/T	80 548	2 778	80 548 2 778	
		2	3	38753	11007	1650	1300	0	26446	0	27	310	99	265	T	24 779	2 641	24 779 2 641	
		1	3	765	432	43	0	0	333	0	4	25	3	0	P/T			INCL. IN SPORT LIFE	
		1	2	1665	432	12	0	0	1233	0	3	47	2	48	P/T	2 416	45	2 416 45	
		1	3	3880	3574	645	0	0	306	0	9	144	35	2	P/T			INCL. IN STYL I.	
		1	3	4141	3726	668	0	0	415	0	14	135	28	2	P/T			INCL. IN STYL II.	
		1	4	8442	5446	235	96	0	2900	0	11	292	29	135	P/T	32 345	2 140	32 345 2 140	
		1	5	8663	8599	431	64	0	0	0	8	218	22	1	P/T	60 155	664	60 155 664	
		1	5	45765	35674	7180	5048	64	5043	0	25	1250	414	108	T	82 230	7 388	82 230 7 388	

Events in 2009 (audited)	Interval (Years)	Duration (Days)	Net exhibition space incl.						Exhibitors			Represented companies		Visitors			Number of visits
			Contracted space (sqm.)			Special show space			from ... countries	Total	Foreign	Total	Foreign	Admission for Trade/Public	Total	Foreign	
			Indoors	Outdoors	Total	Foreign	Total	Foreign									
									Total	Foreign	Total	Foreign	Total	Foreign			
BRNO (CZ)																	
NATIONAL SHOW OF LIVESTOCK AND AGRICULTURAL EQUIPMENT	2	4	14741	3460	71	3651	267	7630	0	7	216	13	2	1	P/T	INCL. IN PROPET	
OPTA	1	3	4736	4286	185	0	0	450	0	8	102	20	108	104	T	5 179 1 258 5 179 1 258	
PRODITÉ	1	5	4842	2842	170	0	0	2000	0	4	100	9	0	0	P/T	INCL. IN MOBITEK	
PROPET	2	3	7573	1053	74	1307	48	5213	0	4	136	8	0	0	P/T	48 741 474 48 741 474	
PROTECTION AGAINST FLOODS BRNO	1	3	2555	0	0	2555	240	0	0	3	15	2	0	0	T	INCL. IN VODOVODY-KANALIZACE	
REGIONTOUR	1	4	7072	6222	659	0	0	850	0	19	828	125	245	57	P/T	INCL. IN GO	
S1	1	3	1787	1270	69	0	0	517	0	4	50	5	2	0	P/T	INCL. IN STYL I.	
SHK BRNO	1	5	7912	7584	477	328	30	0	0	9	212	22	4	1	P/T	INCL. IN IBF	
SPORT LIFE	1	4	27936	11037	1742	241	25	16658	0	19	340	84	13	5	P/T	57 166 3 315 57 166 3 315	
STAINLESS	2	2	2427	2347	1907	0	0	80	15	21	144	118	4	4	P/T	1 072 410 1 072 410	
STYL I.	1	3	9423	6905	1569	0	0	2518	0	18	368	103	8	5	P/T	15 176 1 222 15 176 1 222	
STYL II.	1	3	8349	6470	2199	0	0	1879	0	15	397	165	3	3	P/T	8 755 1 046 8 755 1 046	
TRANSPORT A LOGISTIKA	2	5	5291	2780	605	2265	318	246	0	11	146	37	4	2	T	INCL. IN MSV	
URBIS	1	5	4447	1501	279	2946	27	0	0	6	163	31	1	0	T	INCL. IN IBF	
VINEX *	1	3	1049	1049	36	0	0	0	0	3	54	7	4	3	P/T	INCL. IN G+H	
VODOVODY-KANALIZACE	1	3	6315	5195	251	820	0	300	0	7	180	16	8	2	T	8 849 509 8 849 509	
WOOD-TEC *	2	4	11202	9449	600	908	254	845	98	12	233	44	15	14	P/T	INCL. IN MEDICAL FAIR BRNO	
TOTAL			352988	214012	28391	38852	2429	100124	113		8497	1838	1084	625		789 787 30 115 789 787 30 115	
AUDITED UNDER CENTREX SYSTEM * UFI APPROVED EVENT																	

BUCHAREST (RO)																
REXPO SOUTH EAST EUROPE	1	3	579	549	127	30	0	0	0	7	57	14	N.A.	N.A.	T	1506 120 1506 120
AUDITED BY CENTREX																

Events in 2009 (audited)	Interval (Years)	Duration (Days)	Net exhibition space incl.						Exhibitors			Represented companies		Visitors			Number of visits		
			Contracted space (sq.m.)		Special show space		from ... countries	Total	Foreign	Total	Foreign	Total	Foreign	Total	Admission for Trade/ Public	Total	Foreign	Total	Foreign
			Indoors	Outdoors	Indoors	Foreign													
			Total	Foreign	Total	Foreign	Total	Foreign	Total	Foreign	Total	Foreign	Total	Foreign	Total	Foreign	Total	Foreign	
HUNGEXPO CCO. LTD																			
AGRO+MASHEXPO *	1	4	20,539	20,379	953	0	0	160	0	12	182	29	9	4	T	20,574	N.A.	20,574	N.A.
AUTOTECHNIKA-AUTODIGA	2	4	1,487	1,367	101	80	0	40	0	6	55	8	0	0	T/P	INCL. IN BUDATRANSPACK			
BNV / FURNITURE DESIGN FAIR	1	5	15,185	11,163	1,834	1,042	0	2,980	0	7	451	140	N.A.	N.A.	P	61,169	N.A.	61,169	N.A.
BUDAPEST BOAT SHOW	1	4	10,213	9,953	85	40	0	220	0	5	133	6	0	0	T/P	17,294	N.A.	17,294	N.A.
BUDAPEST MOTOR SHOW	1	5	10,625	7,655	42	240	0	2,730	0	3	101	2	3	0	P	39,751	N.A.	39,751	N.A.
BUDATRANSPACK	2	4	2,423	2,393	176	30	0	0	0	10	89	12	9	9	T	12,175	458	12,175	458
CARAT	1	4	227	227	129	0	0	0	0	9	24	15	0	0	T/P	INCL. IN BOAT SHOW			
CONSTRUMA *	1	5	20,816	16,324	1,545	3,326	439	1,166	0	17	625	101	N.A.	N.A.	T/P	60,130	1,998	60,130	1,998
ELECTROSALON	1	4	914	900	239	0	0	14	0	9	71	21	27	27	T	INCL. IN MACH-TECH			
EQUIFEST	1	3	947	795	58	0	0	152	0	5	54	4	N.A.	N.A.	T/P	INCL. IN SNOW-SHOW			
FEHOVA	1	4	7,504	5,785	285	124	0	1,595	0	12	237	25	1	1	P	44,596	N.A.	44,596	N.A.
GOLF	1	4	431	275	0	0	0	156	0	1	32	0	0	0	T/P	INCL. IN BOAT SHOW			
HUNGARIAN GARDEN FAIR	1	4	1,345	1,345	21	0	0	0	0	4	50	3	0	0	T	INCL. IN AGRO+MASHEXPO			
HUNGAROTHERM	1	5	6,037	5,217	576	545	10	275	0	16	198	41	N.A.	N.A.	T/P	INCL. IN CONSTRUMA			
MACHTECH *	1	4	8,641	8,381	1,112	12	0	248	0	14	281	74	276	275	T	12,028	381	12,028	381
PRINTEXPO	2	4	2,209	2,156	203	0	0	53	0	5	63	4	19	17	T	INCL. IN BUDATRANSPACK			
PROMOTION	2	4	1,099	907	40	0	0	192	0	4	49	3	0	0	T/P	INCL. IN BUDATRANSPACK			
SNOW-SHOW	1	3	6,559	4,383	479	40	0	2,136	0	9	122	48	N.A.	N.A.	P	27,872	N.A.	27,872	N.A.
SPA	1	3	1,716	1,614	6	4	0	98	0	3	110	2	1	0	T/P	INCL. IN SNOW-SHOW			
TRAVEL	1	4	15,877	15,374	2,763	32	0	471	0	40	717	134	0	0	T/P	43,242	N.A.	43,242	N.A.
VITICULTURE & VINICULTURE	1	4	841	841	36	0	0	0	0	5	32	4	1	1	T/P	INCL. IN AGRO+MASHEXPO			
TOTAL			135,635	117,434	10,683	5,515	449	12,686	0	196	3,676	676	346	334		338,831	2,837	338,831	2,837
AUDITED BY CENTREX * UFI APPROVED EVENT																			

Events in 2009 (audited)	Interval (Years)	Duration (Days)	Net exhibition space incl.				Exhibitors			Represented companies		Visitors		Number of visits				
			Contracted space (sqm.)		Special show space		from ... countries	Total	Foreign	Total	Foreign	Admission for Trade/ Public	Total	Foreign	Total	Foreign		
			Indoors	Outdoors	Total	Foreign											Total	Foreign
			Total	Foreign	Total	Foreign	Total	Foreign	Total	Foreign	Total	Foreign						
BUDAPEST (H)																		
RENEPO CENTRAL EUROPE	1	3	1 403	1 113	198	142	15	148	0	6	105	21	N.A.	N.A.	2916	N.A.	2916	N.A.
AUDITED BY CENTREX																		
CESKÉ BUDEJOVICE (CZ)																		
ADVENT FEST	1	3	1 589	537	12	517	0	535	0	2	116	1	1	1	28 153	N.A.	28 153	N.A.
BEER FESTIVAL	1	2	3 684	301	0	483	0	2 900	0	3	52	5	0	0	10 906	N.A.	10 906	N.A.
BREAD BASKET	1	6	33 258	6 064	85	17 384	939	9 810	0	8	626	23	56	0	106 249	N.A.	106 249	N.A.
EDUCATION AND CRAFT	1	3	4 934	1 782	75	104	0	3 048	0	3	155	10	0	0	16 176	N.A.	16 176	N.A.
FASHION SHOW	1	4	2 814	415	4	4	0	2 395	0	2	22	1	0	0	11 717	N.A.	11 717	N.A.
HOBBY	1	5	19 654	3 648	18	6 955	182	9 051	0	5	432	13	15	15	64 131	N.A.	64 131	N.A.
HOBBY AUTUMN	1	4	6 752	2 543	12	1 814	59	2 395	0	4	211	7	4	4	INCL. IN FASHION SHOW			
MOBIL SALON	1	3	17 744	4 587	0	8 738	0	4 419	0	2	72	1	1	1	12 977	N.A.	12 977	N.A.
PRESENTATION OF SECONDARY SCHOOLS	1	1	317	182	0	0	0	135	0	1	37	0	0	0	13 553	N.A.	13 553	N.A.
TOTAL			90 746	20 059	206	35 999	1 180	34 688	0		1 723	61	78	77	263 862		263 862	
AUDITED UNDER CENTREX SYSTEM																		
CLUJ-NAPOCA (RO)																		
AGRARIA	1	5	9 766	2 698	1 025	6 696	789	372	0	13	292	77	333	332	16 088	N.A.	16 088	N.A.
AUDITED BY CENTREX																		
DEBRECEN (H)																		
ENERGOEXPO	1	3	702	302	93	0	0	400	0	4	24	4	0	0	1700	17	1700	17
FARMEREXPO / HORTICO	1	4	14 832	5 328	64	6 036	21	3 468	0	4	318	6	10	4	23 216	1152	23 216	1152
HAJDÚÉP / DEGÉP / NYILÉP / KERTÉP	1	3	925	925	40	0	0	0	0	2	49	1	0	0	3867	N.A.	3867	N.A.
TOTAL			16 459	6 555	197	6036	21	3868	0		391	11	10	4	28 783	1169	28 783	1169
AUDITED BY CENTREX																		

Events in 2009 (audited)		Interval (Years)	Duration (Days)	Net exhibition space incl.						Exhibitors			Represented companies		Visitors		Number of visits		
				Contracted space (sq.m.)			Special show space			from ... countries	Total	Foreign	Total	Foreign	Total	Foreign	Total	Foreign	Total
				Indoors	Outdoors	Total	Indoors	Foreign	Total										
										Total	Foreign	Total	Foreign	Total	Foreign				
AGROTECH	1	3	23 966	18 375	1 044	5 591	6	0	0	16	430	38	0	0	T/P	38 883	N.A.	38 883	N.A.
ALARM	1	2	751	666	0	85	0	0	0	1	23	0	0	0	T	1 135	N.A.	1 135	N.A.
ALUMINIUM & NONFERMET	1	3	400	400	129	0	0	0	0	8	29	11	0	0	T				
AUTOSTRADA-POLSKA	1	4	27 380	7 910	1 242	18 439	1 453	1 031	0	20	530	77	189	183	T	21 026	N.A.	21 026	N.A.
CONTROL-TECH	1	3	301	301	25	0	0	0	0	10	46	11	30	30	T				
CONTROL-STOM	2	3	226	226	0	0	0	0	0	1	12	0	31	31	T				
DOG FAIR	1	2	5 365	337	0	2	0	5 026	0	1	33	0	0	0	P	5 840	N.A.	5 840	N.A.
DOM	1	3	4 353	2 877	79	1 476	0	0	0	5	210	4	0	0	T/P	20 707	N.A.	20 707	N.A.
EDUKACJA	1	3	2 138	1 788	0	0	0	350	0	1	156	0	0	0	P	10 531	N.A.	10 531	N.A.
EDURA	2	3	6 159	1 622	47	4 537	207	0	0	7	116	21	5	1	T				
EKOTECH	1	3	742	608	59	134	0	0	0	3	32	4	0	0	T				
EMPLOYMENT FAIR	1	1	432	423	9	0	0	0	0	2	67	1	0	0	P	716	N.A.	716	N.A.
ENEX; ENEX NOWA ENERGIA	1	3	2 018	1 473	41	157	0	388	0	4	127	3	3	2	T	5 919	N.A.	5 919	N.A.
EXPO-GAS	2	2	1 506	1 380	30	126	0	0	0	4	71	4	0	0	T	2 460	N.A.	2 460	N.A.
GASTRO-TECH	1	3	938	878	0	0	0	60	0	1	79	0	0	0	T/P	2 100	N.A.	2 100	N.A.
GLASS-TECH	1	3	224	224	64	0	0	0	0	5	17	6	0	0	T				
INTERKAMIEN	1	3	422	400	22	22	0	0	0	4	28	3	0	0	T				
KIELCE FASHION	1	3	351	249	48	0	0	102	0	4	26	5	0	0	T/P	3 898	N.A.	3 898	N.A.
KIELCE SPORT - WINTER	1	4	8 135	7 535	261	600	0	0	0	13	216	13	0	0	T/P	2 231	N.A.	2 231	N.A.
KIELCE SPORT-LATO	1	3	7 032	6 178	189	774	0	80	0	8	153	10	0	0	T/P	1 791	N.A.	1 791	N.A.
LAS-EXPO	1	3	1 291	423	0	868	88	0	0	3	30	2	0	0	T				
LOG-EXPO	1	3	91	91	0	0	0	0	0	1	8	0	0	0	T				
LOGISTYKA	1	4	1 447	1 216	63	231	100	0	0	4	42	3	17	13	T				
MASZBUD	1	4	6 440	1 181	560	4 496	818	763	0	14	122	44	35	35	T				
METAL*	1	3	2 623	2 589	893	34	0	0	0	23	260	146	0	0	T	2 094	N.A.	2 094	N.A.
MODNY ŚLUB	1	3	844	742	0	0	0	102	0	1	53	0	0	0	P				
MSPO*	1	4	18 077	8 879	1 642	8 998	600	200	0	24	208	84	48	18	T	12 282	N.A.	12 282	N.A.
MTS	1	3	170	160	0	10	0	0	0	1	14	0	0	0	T/P				
NECROEXPO	2	3	2 339	2 256	680	83	0	0	0	10	109	19	0	0	T/P	1 027	N.A.	1 027	N.A.

KIELCE (PL)

KIELCE TRADE FAIRS

Events in 2009 (audited)	Interval (Years)	Duration (Days)	Net exhibition space incl.				Exhibitors			Represented companies		Visitors		Number of visits						
			Contracted space (sq.m.)		Special show space		from ... countries	Total	Foreign	Total	Foreign	Admission for Trade/ Public	Total	Foreign	Total	Foreign				
			Indoors	Outdoors	Total	Foreign											Total	Foreign		
			Total	Indoors	Foreign	Total	Foreign	Total	Foreign	Total	Foreign									
KIEV(UA)																				
MARHO SHOP - TECHNOLOGIES AND EQUIPMENT FOR RETAIL	1	4	1 740	1 464	39	0	0	0	276	0	6	69	6	0	0	0	4 096	0	4 430	0
RENEXPO EASTERN EUROPE / ALTERNATIVE ENERGY	1	3	912	536	100	16	0	0	360	0	4	62	15	0	0	0	3 193	0	3 373	0
REX - ADVERTISING, MARKETING, MASS MEDIA / T-REX - TECHNOLOGIES, EQUIPMENT, AND MATERIALS FOR PRODUCTION OF ADVERTISEMENTS	1	4	2 582	1 850	28	19	0	0	713	0	3	191	4	0	0	0	15 906	0	18 271	0
TOTAL			15 512	12 240	2 386	244			3 028			813	160				39 624		32 627	

AUDITED UNDER CENTREX SYSTEM *UFI APPROVED EVENT

KIEV INTERNATIONAL CONTRACT FAIR																					
KIEV (UA)	Interval (Years)	Duration (Days)	Net exhibition space incl.				Exhibitors			Represented companies		Visitors		Number of visits							
			Indoors	Outdoors	Total	Foreign	Total	Foreign	Total	Foreign	Total	Foreign	Total	Foreign							
BUILDING & ARCHITECTURE*	1	5	1 687 6	12 822	3 221	2867	259	1 187	0	14	703	114	0	0	0	0	T/P	45 498	443	51 578	443
DESIGN LIVING TENDENCIES	1	4	5 595	5 595	1 676	0	0	0	0	7	243	44	0	0	0	0	T/P	21 020	266	22 085	266
FOOD EXPO UKRAINE*	1	4	714	627	88	15	0	72	0	6	83	8	0	0	0	0	T/P	13 137	319	15 267	319
FURNITURE TECHNOLOGIES, COMPONENTS, TEXTILES, FURNITURE	1	4	1 854	1 622	110	4	0	228	0	3	95	4	0	0	0	0	T/P	INCL.DESIGN LIVING TENDENCIES	379	22 356	379
INTER AGRO*	1	3	18 013	16 262	2 976	516	0	1 235	0	14	392	140	0	0	0	0	T/P	18 655	379	22 356	379
INTERBUDEXPO	1	4	7 182	5 477	270	1 057	0	648	0	11	405	14	0	0	0	0	T/P	24 824	160	25 796	160
INTERNATIONAL FORUM OF RESTAURANT-HOTEL BUSINESS AND CATERING	1	3	3 329	2 579	69	6	0	744	0	4	176	4	0	0	0	0	T/P	1 1090	83	11 456	83
JEWELLER EXPO UKRAINE* (AUTUMN)	1	4	4 569	4 182	105	0	0	387	0	6	187	9	0	0	0	0	T/P	23 531	129	24 333	129
JEWELLER EXPO UKRAINE* (SPRING)	1	4	3 921	3 561	50	0	0	360	0	4	182	5	0	0	0	0	T/P	20 012	134	25 765	134
KIEV INTERNATIONAL FURNITURE FORUM	1	5	11 664	10 667	5 733	2	0	995	0	11	349	160	0	0	0	0	T/P	24 395	259	28 949	259
KYIV FASHION* (SPRING)	1	4	3 991	3 387	1 300	0	0	604	0	9	235	74	0	0	0	0	T/P	13 905	73	14 908	73
KYIV FASHION* / KINDEREX	1	4	3 806	3 195	715	0	0	611	0	10	219	34	0	0	0	0	T/P	13 048	106	13 763	106
KYIV WATCHES & CLOCKS SALON	1	4	213	213	0	0	0	0	0	1	11	0	0	0	0	0	T/P	INCL.JEWELLER EXPO UKRAINE (AUTUMN)	261	11 403	261
MTKT INNOVATION / FURNEQUIP	1	4	3 148	2 928	1 457	4	0	216	0	7	148	54	0	0	0	0	T/P	10 158	261	11 403	261

Events in 2009 (audited)		Interval (Years)	Duration (Days)	Net exhibition space incl.				Exhibitors			Represented companies		Visitors		Number of visits				
				Contracted space (sqm.)		Special show space		from ... countries	Total	Foreign	Total	Foreign	Admission for Trade/ Public	Total	Foreign	Total	Foreign		
				Indoors	Outdoors	Total	Foreign											Total	Foreign
				Total	Foreign	Total	Foreign	Total	Foreign	Total	Foreign	Total	Foreign	Total	Foreign				
KIEV (UA)																			
PACK FAIR*	1	4	2 616	2 328	739	0	0	288	0	13	159	52	0	0	T/P	INCL. FOOD EXPO UKRAINE			
SALON ACCESSORIES AND FASHION-ABLE ADORNMENTS	1	4	232	232	0	0	0	0	0	1	38	0	0	0	T/P	INCL. JEWELLER EXPO UKRAINE (AUTUMN)			
VENDING EXPO UKRAINE	1	3	232	232	0	0	0	0	0	1	14	0	0	0	T/P	INCL. RESTAURANT EXPO UKRAINE			
TOTAL			87 955	75 909	18 509	4 471	259	7 575			3 639	716				239 273	2 612	267 659	2 612
AUDITED UNDER CENTREX SYSTEM * UFI APPROVED EVENT																			
LVIV (UA)																			
DENTAL-UKRAINE	1	3	1 565	1 565	154	0	0	0	0	6	113	15	312	297	T	2 993	N.A.	2 993	N.A.
WOODPROCESSING	1	4	1 100	829	121	271	30	0	0	8	128	14	173	166	T	3 302	N.A.	3 302	N.A.
TOTAL			2 665	2 394	275	271	30	0	0		241	29	485	463		6 295	N.A.	6 295	N.A.
AUDITED BY CENTREX																			
NITRA (SK)																			
AGROKOMPLEX*	1	4	18 150	3 434	252	10 816	696	3 900	0	11	465	50	7	7	T/P	58 599	2929	58 599	2 929
AGROSALON	1	4	10 732	9 389	996	1 303	48	40	0	8	93	17	16	11	T/P	14 852	445	14 852	445
COOPEXPO	1	4	785	776	152	9	0	0	0	3	77	6	0	0	T/P	INCLUDED IN AGROKOMPLEX			
FURNITURE AND LIVING	1	5	24 081	21 071	1 827	2 541	228	469	0	8	430	64	0	0	T/P	68 475	2 739	68 475	2 739
GARDENIA	1	4	4 221	1 407	84	1 394	115	1 420	0	5	166	8	0	0	P	37 199		37 199	
INTERNATIONAL ENGINEERING TRADE FAIR*	1	4	22 252	12 045	3 488	10 002	960	205	0	27	645	266	353	338	T	16 186	647	16 186	647
SCIENCE-EDUCATION-INNOVATION	1	3	747	509	0	0	0	238	0	1	28	0	0	0	P	INCLUDED IN GARDENIA			
TRADING MARKETS	1	4	1 264	783	68	481	24	24	0	3	101	9	0	0	T/P	INCLUDED IN AGROKOMPLEX			
WOOD / FOREST	1	4	3 896	1 990	425	1 786	436	1 20	0	8	96	24	15	13	T/P	INCLUDED IN AGROSALON			
YOUNG CREATOR	1	3	1 396	1 291		0	0	105	0	3	92	2	0	0	P	INCLUDED IN GARDENIA			
TOTAL			87 524	52 695	7 292	28 332	2 507	6 521	0		2 193	446	391	369		195 311	6760	195 311	6760
AUDITED UNDER CENTREX SYSTEM * UFI APPROVED EVENT																			

Events in 2009 (audited)	Interval (Years)	Duration (Days)	Net exhibition space incl.						Exhibitors			Represented companies		Visitors		Number of visits			
			Contracted space (sqm.)			Special show space			from ... countries	Total	Foreign	Total	Foreign	Admission for Trade/Public	Total	Foreign	Total	Foreign	
			Indoors	Outdoors	Total	Foreign	Total	Foreign											Total
									Total	Foreign	Total	Foreign	Total	Foreign					
POZNAN (PL)																			
AGRO-PARK (IN LUBLIN)	1	2	3 706	270	0	2 936	0	500	0	1	68	0	0	0	0	8 621	N.A.	8 621	N.A.
ART & CRAFT FESTIVAL	1	3	2 216	2 216	51	0	0	0	0	9	429	35	0	0	12 288	N.A.	12 288	N.A.	N.A.
AUTOMA	1	3	844	844	12	0	0	0	0	3	43	1	10	9	T	INCL. IN EXPOPOWER			
BAKEPOL	2	5	6 388	6 288	184	100	10	0	0	6	101	9	23	23	T	3 531	N.A.	3 531	N.A.
BIURO	1	4	287	287	138	0	0	0	0	6	13	5	0	0	T/P	INCL. IN MEBLE			
BODY-STYLE (MARCH)	1	3	474	309	135	0	0	165	0	5	13	5	0	0	T	INCL. IN TEX-STYLE I			
BODY STYLE (SEPTEMBER)	1	3	275	275	102	0	0	0	0	4	11	4	0	0	T	INCL. IN TEX-STYLE II			
BTS* FAIR OF SHOES, LEATHER AND LEATHER GOODS (I)	1	3	3 337	3 127	1 073	0	0	210	0	15	131	33	3	3	T	1 732	N.A.	1 732	N.A.
BTS* FAIR OF SHOES, LEATHER AND LEATHER GOODS (II)	1	3	2 249	2 005	569	0	0	244	0	14	102	24	0	0	T	1 252	N.A.	1 252	N.A.
BUDMA *	1	4	31 744	28 395	6 128	3 289	43	60	0	32	1 067	296	6	4	T/P	47 456	N.A.	47 456	N.A.
BUDMA INTERIOR	1	4	1 898	1 696	365	154	40	48	0	8	86	19	0	0	T/P	INCL. IN MEBLE			
DREMA *	1	4	21 211	17 593	3 583	2 727	190	891	0	19	379	136	36	36	T	INCL. IN FURNICA			
DREMASLESIA - MEBELTECHEXPO (IN KATOWICE)	1	3	1 444	1 444	106	0	0	0	0	3	51	2	0	0	T	1 328	N.A.	1 328	N.A.
EDUCATION FAIR	1	3	3 662	2 007	130	0	0	1 655	0	13	383	20	1	0	T/P	NOT MONITORED			
EPLA	1	4	902	549	30	225	0	128	0	4	40	3	11	11	T/P	1 183	N.A.	1 183	N.A.
EURO-REKLAMA	1	4	2 986	2 799	140	0	0	187	0	11	158	14	25	25	T	INCL. IN POLIGRAFIA			
EXPOPOWER	1	3	3 599	3 230	103	369	75	0	0	6	180	6	30	4	T	8 670	N.A.	8 670	N.A.
FARMA *	1	3	4 729	4 642	234	87	0	0	0	9	104	11	2	2	T/P	8 505	N.A.	8 505	N.A.
FIT-EXPO	1	3	2 143	2 143	206	0	0	0	0	6	67	7	2	2	T/P	3 094	N.A.	3 094	N.A.
FURNICA *	1	4	4 240	4 195	723	45	0	0	0	17	158	47	7	6	T/P	16 022	N.A.	16 022	N.A.
GARDENIA	1	3	3 487	3 039	84	243	0	205	0	5	178	4	2	0	T/P	11 353	N.A.	11 353	N.A.
GASTRO TRENDY	1	4	2 144	1 589	65	16	0	539	0	3	50	2	0	0	T/P	INCL. IN POLAGRA-TECH			
GMINA	1	4	988	953	0	35	0	0	0	4	94	3	8	8	T	INCL. IN POLEKO			
GREENPOWER	1	3	1 335	1 025	67	247	0	63	0	3	81	9	0	0	T	INCL. IN EXPOPOWER			
HOBBY	1	2	3 969	3 759	10	0	0	210	0	4	144	5	0	0	T/P	INCL. IN TOUR SALON			
HOME DECOR *	1	4	4 074	3 727	1 048	10	0	337	0	13	149	51	4	2	T/P	INCL. IN MEBLE			

Events in 2009 (audited)		Interval (Years)	Duration (Days)	Net exhibition space incl.						Exhibitors			Represented companies			Visitors			Number of visits		
				Contracted space (sq.m.)			Special show space			from ... countries	Total	Foreign	Total	Foreign	Total	Foreign	Admission for Trade/ Public	Total	Foreign	Total	Foreign
				Indoors	Outdoors	Total	Indoors	Foreign	Total												
										Total	Foreign	Total	Foreign	Total	Foreign						
POZNAN (PL)																					
HORSE-RIDING EQUIPMENT TRADE FAIR I	1	3	1 339	66	0	0	0	0	0	0	4	74	3	3	3	4 156	N.A.	4 156	N.A.		
HORSE-RIDING EQUIPMENT TRADE FAIR II	1	2	811	83	0	0	0	0	0	2	44	3	19	19	5 560	N.A.	5 560	N.A.			
INVEST HOTEL	1	4	3 850	78	0	0	558	0	4	162	4	12	11	T	INCL. IN TOURSALON						
ITM POLSKA: * INCL.	1	4	20 038	5 071	1 057	0	819	0	24	766	298	174	174	T	11 667	N.A.	11 667	N.A.			
CONVECTION AND EXHIBITION "21ST CENTURY RAIL TRANSPORT FOR POLAND"	1	3	862	0	850	0	0	0	1	12	0	0	0	0							
HAPE	1	4	437	405	57	0	32	0	8	28	8	4	4	4							
LABOUR SAFETY IN INDUSTRY	1	4	620	592	207	28	0	0	8	43	10	2	2	2							
MACH-TOOL	1	4	13 381	4 122	30	0	99	0	21	441	228	154	148								
METALFORUM	1	4	1 362	1 143	272	0	219	0	8	80	19	7	7								
SCIENCE FOR ECONOMY	1	4	1 114	999	74	13	0	102	0	7	74	14	0	0							
SURFEX	1	4	1 138	828	196	0	310	0	6	44	9	10	9								
TRANSPORTA	1	4	122	106	12	16	0	0	2	9	2	3	3								
WELDING	1	4	1 002	825	131	120	0	57	0	5	35	8	1	1							
KAMIEN - STONE	1	4	7 659	2 974	123	109	0	0	19	293	157	14	12	T	6 104	N.A.	6 104	N.A.			
KOMTECHNIKA	1	4	3 288	1 640	27	168	0	1 480	0	2	45	2	2	T	INCL. IN POLEKO						
LOOK/BEAUTY	1	3	4 550	3 740	89	0	810	0	9	220	11	8	8	T/P	10 865	N.A.	10 865	N.A.			
LUBLIN PACKAGING FAIR (IN LUBLIN)	1	2	436	294	30	0	142	0	3	33	3	0	0	T	564	N.A.	564	N.A.			
MEBLE * + ARENA DESIGN	1	4	11 201	10 097	1 964	230	0	874	0	17	249	74	0	T/P	14 676	N.A.	14 676	N.A.			
NEXT SEASON * (I) /SPECIAL DAYS	1	3	5 108	4 943	522	0	165	0	8	162	34	10	3	T	INCL. IN TEX-STYLE I						
NEXT SEASON * (II)	1	3	5 108	4 988	746	0	120	0	9	157	25	21	16	T	INCL. IN TEX-STYLE II						
PAKFOOD	2	4	2 200	2 200	326	0	0	0	14	111	23	14	13	T	INCL. IN POLAGRA-TECH						
POLAGRA - FOOD *	1	4	6 211	6 092	842	119	12	0	25	306	68	6	3	T/P	INCL. IN POLAGRA-TECH						
POLAGRA - TECH *	1	5	7 514	7 044	1 087	365	5	105	0	14	254	71	62	T	19 563	N.A.	19 563	N.A.			
POLEKO *	1	4	10 700	10 143	1 806	165	52	392	0	20	517	157	299	T	19 274	N.A.	19 274	N.A.			
POLIGRAFIA *	2	4	8 011	7 980	839	31	0	0	13	252	45	73	69	T	11 088	N.A.	11 088	N.A.			
POZNAŃ AUTOMOTIVE MEETINGS	1	3	14 854	5 804	0	0	9 050	0	1	21	0	0	0	T/P	INCL. IN TTTM						

Events in 2009 (audited)	Interval (Years)	Duration (Days)	Net exhibition space incl.				Exhibitors			Represented companies		Visitors		Number of visits					
			Contracted space (sqm.)		Special show space		from ... countries	Total	Foreign	Total	Foreign	Admission for Trade/ Public	Total	Foreign	Total	Foreign			
			Indoors	Outdoors	Total	Foreign											Total	Foreign	
			Total	Foreign	Total	Foreign	Total	Foreign	Total	Foreign									
POZNAN (PL)																			
POZNAŃ GAME ARENA	1	3	8 309	8 011	396	0	0	298	0	3	42	3	0	0	16 530	N.A.	16 530	N.A.	
POZNAŃ MEDIA EXPO	1	3	1 573	1 573	90	0	0	0	0	4	120	3	6	6	954	N.A.	954	N.A.	
POZNAŃ OPTICAL EXHIBITION I.	1	2	590	590	0	0	0	0	0	2	70	2	0	0	297	N.A.	297	N.A.	
POZNAŃ OPTICAL EXHIBITION II	2	2	529	529	10	0	0	0	0	2	59	1	0	0	174	N.A.	174	N.A.	
ROLTECHNIKA (IN LESZNO WILKOWICE)	1	2	18 437	0	0	1 537	0	16 900	0	1	25	0	0	0	13 355	N.A.	13 355	N.A.	
SPORTS CONSTRUCTION CENTRE	1	4	2 758	2 584	81	86	0	88	0	6	107	12	0	0	INCL. IN BUDMA				
TEX-STYLE * (I)	1	3	1 331	1 234	724	0	0	97	0	11	113	64	0	0	4 238	N.A.	4 238	N.A.	
TEX-STYLE * (II) / FAST FASHION	1	3	2 875	2 756	2 371	0	0	119	0	8	201	176	2	1	4 454	N.A.	4 454	N.A.	
TOUR SALON *	1	4	7 742	6 600	1 787	587	0	555	0	37	724	201	10	6	22 285	N.A.	22 285	N.A.	
TTM AUTOMOTIVE TECHNOLOGY FAIR *	2	4	9 447	7 319	1 496	2 128	70	0	0	17	330	113	11	11	19 593	N.A.	19 593	N.A.	
WINDOOR-TECH	2	4	6 214	6 214	1 727	0	0	0	0	9	128	49	11	11	INCL. IN BUDMA				
TOTAL			287 014	231 921	40 518	17 079	606	38 014	0		9 865	2 353	934	694	310 432	N.A.	310 432	N.A.	
AUDITED BY CENTREX * UFI APPROVED EVENT																			
PRAGUE (CZ)																			
AUTOSHOW	1	4	7 277	4 638	55	939	0	1 700	0	10	50	1	11	9	18 109	N.A.	18 109	N.A.	
CHRISTMAS MARKET	1	10	3 211	2 571	261	139	0	501	0	10	300	29	0	0	PUBLIC	49 932	N.A.	49 932	N.A.
ESOTERIKA / BIOTYL / ECOWORLD	1	3	3 350	1 575	62	111	0	1 664	0	4	250	10	0	0	T/P	11 650	N.A.	11 650	N.A.
HOLIDAY WORLD / GOLF WORLD PRAGUE	1	4	9 028	7 474	2 805	154	0	1 400	0	47	701	361	0	0	T/P	17 402	N.A.	17 402	N.A.
MARATHON SPORT EXPO	1	3	2 296	1 896	0	0	0	400	0	1	69	0	0	0	P	26 984	N.A.	26 984	N.A.
MOTOCYKL	1	5	10 841	8 183	970	658	0	2 000	0	9	198	22	0	0	T/P	40 043	N.A.	40 043	N.A.
MUZIKA	1	3	1 746	988	24	8	0	750	0	19	41	2	119	119	T/P	2972	N.A.	2972	N.A.
PANEL HOUSE AND FLAT / WINDOWS, DOORS, STAIRS	1	3	1 575	1 458	52	17	0	100	0	2	96	1	0	0	T/P	4 003	N.A.	4 003	N.A.
PRAGOALARM / PRAGOSEC	1	3	1 580	1 371	105	7	0	202	0	23	76	10	93	86	T	5 843	N.A.	5 843	N.A.
PRAGODENT	1	3	4 205	3 998	618	0	0	207	0	33	184	66	268	252	T	9 000	N.A.	9 000	N.A.
PRAGOINTERIER LIVING FAIR	1	4	3 161	2 920	42	0	0	241	0	3	123	2	0	0	P	6 578	N.A.	6 578	N.A.
PRAGOINTERIER NEW DESIGN	1	4	7 817	7 373	216	53	0	391	0	4	352	11	0	0	T/P	20 478	N.A.	20 478	N.A.

Events in 2009 (audited)	Interval (Years)	Duration (Days)	Net exhibition space incl.				Exhibitors			Represented companies		Visitors			Number of visits				
			Contracted space (sq.m.)		Special show space		from ... countries	Total	Foreign	Total	Foreign	Admission for Trade/ Public	Total	Foreign	Total	Foreign			
			Indoors	Outdoors	Total	Foreign											Total	Foreign	
			Total	Foreign	Total	Foreign	Total	Foreign	Total	Foreign									
PRAGOMEDICA * / NON HANDICAP	1	4	4 453	3 721	196	8	0	724	0	28	201	30	257	246	T	9534	N.A.	9534	N.A.
PRAGOOFFICE	1	4	561	561	35	0	0	0	0	2	29	1	0	0	T/P	INCL. IN PRAGOINTERIER			
TOP GASTRO	1	4	1 593	1 227	176	16	0	350	0	5	122	12	0	0	T	2331	N.A.	2331	N.A.
TRANSPED - COMIMA - KARAVANY	1	4	4 935	180	0	1 255	0	3 500	0	2	24	0	0	0	T	INCL. IN AUTOSHOW			
WATCH AND JEWELLERY 2009	1	4	2 015	1 900	362	0	0	115	0	24	108	34	94	93	T	6912	N.A.	6912	N.A.
TOTAL			69 644	52 034	5 979	3 365		14 245			2 924	592	842	805		231771	N.A.	231771	N.A.
AUDITED UNDER CENTREX SYSTEM * UFI APPROVED EVENT																			
TRENCIN (SK)																			
AQUA	1	3	3 383	2 267	440	510	279	606			108	33	0	0	T	1530	40	1530	40
BEAUTY FORUM SLOVAKIA	1	3	3 090	2 487	302	9	0	594			128	23	0	0	T/P	9133	N.A.	9133	N.A.
ELO SYS	1	4	6 306	6 026	1 048	220	0	60	0		260	75	0	0	T	9045	73	9045	73
TOTAL			12 779	10 780	1 790	739	279	1 260	0		496	131	0	0		19708	113		
AUDITED UNDER CENTREX SYSTEM																			

EXHIBITION STATISTICS

2009

OF THE MEMBERS OF
THE POLISH CHAMBER OF
EXHIBITION INDUSTRY

City of exhibition	Events in 2009 (audited)	Frequency (Years)	Duration (Days)	Net exhibition space incl.										Exhibitors			Visitors			Organiser Code
				Total	Contracted space (sq.m.)		Special show space		from ... countries	Total	Foreign	Admission (for Trade/ Public)	Total	Foreign	Total	Foreign				
					Indoors	Outdoors	Total	Foreign									Total	Foreign		
																			Total	
BIELSKO BIALA	ENERGETAB 22. BIELSKO-BIALA INTERNATIONAL POWER INDUSTRY FAIR	1	3	14858	10083	567	4775	187	0	0	14	531	34	T/P	1081	0	17			
				293	225	0	0	0	68	0	0	1	33	0	P	0	0	14		
				726	582	0	34	0	110	0	0	1	50	0	T/P	0	0	14		
				874	742	20	0	0	132	0	0	4	57	9	T	0	0	14		
				137	137	0	0	0	0	0	0	1	14	0	P	0	0	12		
				288	288	0	0	0	0	0	0	1	31	0	P	0	0	12		
				127	127	0	0	0	0	0	0	1	13	0	T/P	0	0	14		
				11594	6370	525	4672	258	552	0	0	9	370	36	T	7982	0	2		
				5011	5011	993	0	0	0	0	0	13	436	77	T	6045	0	5		
				1145	1145	235	0	0	0	0	0	5	123	16	T/P	3612	0	5		
GDANSK	AMBERIF INTERNATIONAL FAIR OF AMBER, JEWELLERY AND GEMSTONES	1	3	773	773	0	0	0	0	0	1	79	0	T	1258	0	1			
				1400	1121	12	18	0	261	0	2	70	1	T	1758	0	5			
				1050	714	0	6	0	330	0	4	60	0	T	INCL. IN GASTROEXPO		5			
				112	112	0	0	0	0	0	0	0	12	0	T	INCL. IN GASTROEXPO		5		
				AMBERMART INTERNATIONAL FAIR OF AMBER	1	3	1145	1145	235	0	0	0	0	5	123	16	T/P	3612	0	5
				BALDENTICA - BALTIC EXHIBITION OF DENTAL MATERIALS AND EQUIPMENT	1	3	773	773	0	0	0	0	0	1	79	0	T	1258	0	1
				BALPIEK FAIR OF BAKERY, CONFECTIONERY AND ICE- CREAM PRODUCTS	1	3	1400	1121	12	18	0	261	0	2	70	1	T	1758	0	5
				CIEPLY BAŁTYK HOTEL INVESTMENT FAIR	1	3	1050	714	0	6	0	330	0	4	60	0	T	INCL. IN GASTROEXPO		5
				EVENT EXPO EVENT ORGANISER'S SALON	1	3	112	112	0	0	0	0	0	0	12	0	T	INCL. IN GASTROEXPO		5
				BYDGOSZCZ	AFRODYTA COSMETICS AND HAIRDRESSING FAIR	1	2	293	225	0	0	0	68	0	1	33	0	P	0	0
	GRYF-BUD BUILDING TRADE FAIR	1	3	726	582	0	34	0	110	0	1	50	0	T/P	0	0	14			

City of exhibition	Events in 2009 (audited)	Frequency (Years)	Duration (Days)	Net exhibition space incl.							Exhibitors			Visitors			Organiser Code
				Total	Contracted space (sq.m.)		Special show space		from ... countries	Total	Foreign	Admission (for Trade/ Public)	Total	Foreign	Total	Foreign	
					Indoors	Outdoors	Total	Foreign									
GDANSK	GASTROEXPO FAIR OF HOTEL, GASTRONOMY AND SHOP EQUIPMENT	1	3	831	669	24	40	0	122	0	9	72	12	T	9590	0	5
	GOLEBIE INTERNATIONAL FAIR OF RACING PIGEONS AND ACCESSORIES	1	2	1170	726	266	0	0	444	0	5	79	27	P	2250	0	5
	GTT GDANSK TOURISM FAIR	1	3	2516	1168	165	170	0	1178	0	14	253	21	T/P	INCL. IN GASTROEXPO	5	5
	INFRASTRUKTURA POMORZE INVESTMENT AND COOPERATION TRADE FAIR	1	3	1336	742	10	243	0	351	0	2	50	1	T	263	0	5
	KAJAK EXPO TOURIST & RECREATION BOATS SALON	1	3	384	275	0	0	0	109	0	4	13	0	P	INCL. IN GASTROEXPO	5	5
	MLECZNA REMIA DAIRY TRADE FAIR MILKY REVUE	1	3	686	670	0	16	0	0	0	1	40	0	T	1758	0	5
	POLFISH INTERNATIONAL FAIR OF FISH PROCESSING AND FISH PRODUCTS	2	3	2632	1884	607	183	0	565	0	18	157	81	T	4130	0	5
	POLYACHT FAIR OF WATER SPORTS	1	3	474	137	0	294	0	43	0	1	34	0	P	0	0	5
	TECHNICON - INNOWACJE INDUSTRIAL TECHNOLOGY, SCIENCE AND INNOVATION FAIR	1	2	631	631	212	0	0	0	0	7	54	11	T	0	0	5
	TRAKO INTERNATIONAL RAILWAY FAIR	2	3	10592	7320	1433	2608	264	664	0	17	413	151	T	9200	0	5
	URODA BEAUTY AND HAIRDRESSING FAIR	1	2	1811	1059	27	100	0	652	0	7	130	4	P	6885	0	5
	WIND AND WATER	1	4	3133	0	0	3013	0	120	0	1	103	0	P	9307	0	10
JURATA	APTEKARZE NATIONAL PHARMACISTS MEETING	1	3	270	40	0	0	0	230	0	1	10	0	T	99	0	3

City of exhibition	Events in 2009 (audited)	Frequency (Years)	Duration (Days)	Net exhibition space incl.										Exhibitors			Visitors			Organiser Code
				Total	Contracted space (sq.m.)		Special show space		from ... countries	Total	Foreign	Admission (for Trade/ Public)	Total	Foreign	Total	Foreign				
					Indoors	Outdoors	Total	Foreign									Total	Foreign		
																			Total	
KATOWICE	AUTOSALON / AUTOSERWIS	1	3	5738	941	55	160	40	4637	0	4	77	4	4	3088	0	6			
	BHP OCCUPATIONAL SAFETY, HEALTH AND FIRE SAFETY FAIR	2	3	290	290	57	0	0	0	0	4	32	3	T/P	1161	0	6			
	DENTEXPO KATOWICE SILESIA DENTAL FAIR	2X	2	374	374	0	0	0	0	0	1	44	0	T	0	0	18			
	DREMASILESIA - MEBELTECHEXPO WOODWORKING MACHINES AND TOOLS	1	3	1444	1444	106	0	0	0	0	3	51	2	T	1328	0	8			
	EXPOCHEM	1	2	351	351	53	0	0	0	0	7	42	8	T	0	0	18			
	FLOWERTARG ORNAMENTAL PLANTS AND ARCHITECTURE OF GARDENS	1	3	937	307	0	357	0	273	0	1	50	0	T/P	INCL IN TARGBUD	0	6			
	GLOB INTERNATIONAL EVENT FOR TOURISM, SAILING AND SPORTS EQUIPMENT	1	3	2614	1242	83	539	0	833	0	8	170	9	T/P	6363	0	6			
	GOŁĄB INTERNATIONAL FAIR OF CARRIER PIGEONS	1	2	334	278	74	56	0	0	0	3	38	10	T/P	0	0	6			
	INTERECO-ECODOM FAIR FOR ECOLOGICAL TECHNOLOGIES, HEAT MEASUREMENT, ECONOMY OF ENERGY SOURCES	1	3	367	127	0	130	0	110	0	1	23	0	T/P	INCL IN TARGBUD	0	6			
	INTERNATIONAL FAIR OF MINING, POWER INDUSTRY AND METALLURGY	2	4	12386	3704	376	7837	1097	845	0	16	320	70	T	17709	0	11			
	TARGBUD FAIR OF HOUSE BUILDING, RENOVATION AND REFURBISHMENT	1	3	1663	1181	56	372	0	110	0	4	117	4	T/P	4951	0	6			

City of exhibition	Events in 2009 (audited)	Frequency (Years)	Duration (Days)	Net exhibition space incl.							Exhibitors			Visitors			Organiser Code		
				Total	Contracted space (sq.m.)		Special show space		from ... countries	Total	Foreign	Admission (for Trade/ Public)	Total	Foreign	Total	Foreign			
					Indoors	Outdoors	Total	Foreign										Total	Foreign
KIELCE	AGROTECH	1	3	23,966	18,375	1,044	5,591	6	0	0	0	16	430	38	T/P	38,883	N.A.	13	
	ALARM	1	2	751	666	0	85	0	0	0	0	1	23	0	T	1,135	N.A.	13	
	ALUMINIUM & NONFERMET	1	3	400	400	129	0	0	0	0	0	8	29	11	T	INCL IN METAL		13	
	AUTOSTRADA-POLSKA	1	4	27,380	7,910	1,242	18,439	1,453	1,031	0	0	20	530	77	T	21,026	N.A.	13	
	BAKPOL BAKERY AND CONFECTIONARY TRADE FAIR	2	5	6388	6288	184	100	10	0	0	0	6	101	9	T	3531	0	8	
	CONTROL-STOM	2	3	226	226	0	0	0	0	0	0	1	12	0	T	INCL IN STOM		13	
	CONTROL-TECH	1	3	301	301	25	0	0	0	0	0	10	46	11	T	INCL IN METAL		13	
	DOG FAIR	1	2	5,365	337	0	2	0	5,026	0	0	1	33	0	P	5,840	N.A.	13	
	DOM	1	3	4,353	2,877	79	1,476	0	0	0	0	5	210	4	T/P	20,707	N.A.	13	
	EDUKACJA	1	3	2,138	1,788	0	0	0	350	0	0	1	156	0	P	10,531	N.A.	13	
	EDURA	2	3	6,159	1,622	47	4,537	207	0	0	0	7	116	21	T	NOT MONITORED		13	
	EKOTECH	1	3	742	608	59	134	0	0	0	0	3	32	4	T	INCL IN ENEX		13	
	EMPLOYMENT FAIR	1	1	432	423	9	0	0	0	0	0	2	67	1	P	716	N.A.	13	
	ENEX; ENEX NOWA ENERGIA	1	3	2,018	1,473	41	157	0	388	0	0	4	127	3	T	5,919	N.A.	13	
	EXPO-GAS	2	2	1,506	1,380	30	126	0	0	0	0	4	71	4	T	2,460	N.A.	13	
	GASTRO-TECH	1	3	938	878	0	0	0	60	0	0	1	79	0	T/P	2,100	N.A.	13	
	GLASS-TECH	1	3	224	224	64	0	0	0	0	0	5	17	6	T	INCL IN DOM		13	
	INTERKAMIEN	1	3	422	400	22	22	0	0	0	0	4	28	3	T	INCL IN DOM		13	
	KIELCE FASHION	1	3	351	249	48	0	0	102	0	0	4	26	5	T/P	3,898	N.A.	13	
	KIELCE SPORT - WINTER	1	4	8,135	7,535	261	600	0	0	0	0	13	216	13	T/P	2,231	N.A.	13	
KIELCE SPORT-SUMMER	1	3	7,032	6,178	189	774	0	80	0	0	8	153	10	T/P	1,791	N.A.	13		
LAS-EXPO	1	3	1,291	423	0	868	88	0	0	0	3	30	2	T	INCL IN AGRO-TECH		13		
LOG-EXPO	1	3	91	91	0	0	0	0	0	0	1	8	0	T	INCL IN ROTRA		13		
LOGISTYKA	1	4	1,447	1,216	63	231	100	0	0	0	4	42	3	T	INCL IN MSPO		13		
MASZBUD	1	4	6,440	1,181	560	4,496	818	763	0	0	14	122	44	T	INCL IN AUTOSTRADA		13		
METAL	1	3	2,623	2,589	893	34	0	0	0	0	23	260	146	T	2,094	N.A.	13		

City of exhibition	Events in 2009 (audited)	Frequency (Years)	Duration (Days)	Net exhibition space incl.								Exhibitors			Visitors			Organiser Code	
				Total	Contracted space (sq.m.)		Special show space		from ... countries	Total	Foreign	Admission (for Trade/ Public)	Total	Foreign	Total	Foreign			
					Indoors	Outdoors	Total	Foreign									Total		Foreign
KIELCE	MODNY ŚLUB	1	3	844	742	0	0	0	102	0	1	53	0	P	INCL IN KIELCE FASHION	13			
	MSPO	1	4	18,077	8,879	1,642	8,998	600	200	0	24	208	84	T	12,282 N.A.	13			
	MTS	1	3	170	160	0	10	0	0	0	1	14	0	T/P	INCL. IN GASTRO-TECH	13			
	NECROEXPO	2	3	2,339	2,256	680	83	0	0	0	10	109	19	T/P	1,027 N.A.	13			
	OGROD I TY	1	3	1,790	202	20	1,588	0	0	0	2	67	1	P	INCL IN DOM	13			
	PIGEON FAIR	1	2	2,544	2,463	0	0	0	81	0	1	209	0	P	2,234 N.A.	13			
	PLASTPOL	1	4	10,074	9,832	4,152	242	0	0	0	30	642	306	T	16,765 N.A.	13			
	PNEUMATICON	1	3	648	648	35	0	0	0	0	2	43	1	T	INCL IN ENEX	13			
	REHMED-EXPO	1	3	1,228	1,112	9	0	0	116	0	3	80	3	T/P	3,063 N.A.	13			
	ROTRA	1	3	1,178	767	92	411	0	0	0	7	46	6	T	1,164 N.A.	13			
	SACROEXPO	1	3	3,655	3,258	425	132	0	265	0	13	254	29	T	4,479 N.A.	13			
	SPORT-OBIEKT	1	2	875	864	9	11	0	0	0	2	31	1	T	INCL IN ALARM	13			
	STOM	1	3	3,212	3,212	386	0	0	0	0	18	192	75	T	3,454 N.A.	13			
	TIL	1	4	561	540	6	21	0	0	0	4	26	3	T	INCL IN AUTOSTRADA	13			
	TIWS	1	3	1,731	1,423	16	31	0	277	0	4	92	4	T	1,263 N.A.	13			
	TRAFFIC-EXPO	1	4	1,020	831	145	189	0	0	0	4	38	7	T	INCL IN AUTOSTRADA	13			
TRANSEXPO	1	3	7,142	5,924	599	1,218	124	0	0	11	154	34	T	3,958 N.A.	13				
VENUS	1	3	614	590	0	0	0	24	0	1	66	0	T/P	INCL IN DOM	13				
VOYAGER	1	3	1,279	1,231	94	0	0	48	0	6	49	5	T/P	INCL IN DOM	13				
KRAKÓW	BLACH-TECH-EXPO TRADE FAIR FOR SHEET METAL PROCESSING, JOINING AND COATING	1	3	1069	1002	0	0	0	67	0	11	86	29	T	1768 0	16			
	BOOK FAIR KRAKÓW	1	4	3420	2997	47	0	0	423	0	6	481	5	T/P	24917 0	16			
	EDU.PL KRAKÓW EDUCATION FAIR	1	3	1240	1001	155	0	0	239	0	12	251	21	T/P	8808 0	16			
	ENOEXPO INTERNATIONAL KRAKÓW WINE FAIR	1	3	352	352	190	0	0	0	0	9	65	40	T/P	INCL. IN HORECA	16			

City of exhibition	Events in 2009 (audited)	Frequency (Years)	Duration (Days)	Net exhibition space incl.							Exhibitors			Visitors			Organiser Code
				Total	Contracted space (sq.m.)		Special show space		from ... countries	Total	Foreign	Admission (for Trade/ Public)	Total	Foreign			
					Indoors	Outdoors	Total	Foreign							Total	Foreign	
KRAKÓW	EUROTOOL INTERNATIONAL MACHINE TOOLS AND MATERIAL PROCESSING FAIR	1	3	3851	3371	139	130	0	350	0	20	259	88	T	6977	0	16
	HORECA / GASTROFOOD INTERNATIONAL TRADE FAIR OF HOTEL AND CATERING EQUIPMENT, FOOD, DRINKS	1	3	3224	3054	60	0	0	170	0	6	202	13	T/P	8276	0	16
	KRAKDEK DENTISTRY TRADE FAIR IN KRAKÓW	1	3	4920	4056	116	0	0	864	0	16	270	46	T	10497	0	16
	MUSIC MEDIA	1	3	999	999	80	0	0	0	0	4	78	2	T/P	2989	0	16
	SPA & WELLNESS	1	3	913	813	32	0	0	100	0	3	91	2	P	1367	0	16
	TUNING SHOW	1	2	4333	3478	0	355	0	500	0	1	259	0	P	9442	0	16
	ROLTECHNIKA	1	2	18437	0	0	1537	0	16900	0	1	25	0	T/P	13355	0	8
	GAMES&TOYS	1	3	1304	959	27	0	0	345	0	3	65	2	T/P	3834	0	3
	INTERBUD CONSTRUCTION FAIR	1	4	5543	4398	25	745	0	400	0	4	346	3	T/P	18086	0	3
	KARDIOLOGIA I.	2X	1	170	170	0	0	0	0	0	1	26	0	T	1109	0	3
KARDIOLOGIA II.	2X	1	159	159	0	0	0	0	0	1	16	0	T	762	0	3	
NATIONAL ROOFING SHOWROOM	1	2	1910	778	70	82	0	1050	0	5	40	4	T	2863	0	3	
REHABILITACJA	1	3	5323	3867	101	87	0	1369	0	12	293	39	T	11946	0	3	
VETMEDICA	1	2	768	208	0	0	0	560	0	1	31	0	T	439	0	3	
AGROPARK	1	2	3706	270	0	2936	0	500	0	1	68	0	T/P	8621	0	8	
AUTOSALON	1	2	2648	2254	0	319	0	75	0	1	36	0		6921	0	7	
EDEN GARDENING FAIR	1	3	832	448	12	84	0	300	0	2	44	1		3858	0	7	
EDUKACJA	1	2	719	619	6	0	0	100	0	2	102	1		10103	0	7	
ENERGETICS	1	3	1073	826	4	39	0	208	0	2	84	1		2464	0	7	
LUBDOM ARANŻACJE CONSTRUCTION (AUTUMN) AND FURNITURE, INTERIOR DECORATION	2X	3	1307	1148	0	159	0	0	0	1	128	0		4100	0	7	
LUBLIN																	

City of exhibition	Events in 2009 (audited)	Frequency (Years)	Duration (Days)	Net exhibition space incl.								Exhibitors			Visitors			Organiser Code
				Total	Contracted space (sq.m.)		Special show space		from ... countries	Total	Foreign	Admission (for Trade/ Public)	Total	Foreign	Total	Foreign		
					Indoors	Outdoors	Total	Foreign										
																	Total	
LUBLIN	LUBDOM CONSTRUCTION FAIR SPRING	2X	3	3149	2694	20	455	0	0	0	0	2	211	1	7338	0	7	
	LUBMED	1	2	897	497	41	0	0	400	0	0	0	68	4	1150	0	7	
	LUBSACRO SACRAL TRADE FAIR	1	3	488	474	0	14	0	0	0	0	1	60	0	868	0	7	
	MY PASSION & EKO POLISTOURISM, SPORT, RECREATION	1	3	672	226	41	70	0	376	0	0	2	50	4	881	0	7	
	PACKAGING FAIR	1	2	436	294	30	0	0	142	0	0	3	33	3	564	0	8	
	SKA	1	3	251	141	0	0	0	110	0	0	1	46	0	0	0	16	
	WEDDING	1	2	866	765	0	37	0	64	0	0	1	129	0	4274	0	7	
	ART & CRAFT FESTIVAL	1	3	2,216	2,216	51	0	0	0	0	0	9	429	35	12,288	N.A.	8	
	AUTOMA	1	3	844	844	12	0	0	0	0	0	3	43	1	INCL. IN EXPOPOWER	8		
	BAKPOL	2	5	6,388	6,288	184	100	10	0	0	0	6	101	9	3,531	N.A.	8	
	BIURO	1	4	287	287	138	0	0	0	0	0	6	13	5	INCL. IN MEBLE	8		
	BOAT SHOW	1	3	6067	3476	6	21	0	2570	0	0	2	177	1	11292	0	3	
	BODY STYLE (AUTUMN)	1	3	275	275	102	0	0	0	0	0	4	11	4	INCL. IN TEX- STYLE AUTUMN	8		
	BODY-STYLE	1	3	474	309	135	0	0	165	0	0	5	13	5	INCL. IN TEX- STYLE SPRING	8		
BTS FAIR OF SHOES, LEATHER AND LEATHER GOODS	1	3	3,337	3,127	1,073	0	0	210	0	0	15	131	33	1,732	N.A.	8		
BTS FAIR OF SHOES, LEATHER AND LEATHER GOODS (AUTUMN)	1	3	2,249	2,005	569	0	0	244	0	0	14	102	24	1,252	N.A.	8		
BUDMA	1	4	31,744	28,395	6,128	3,289	43	60	0	0	32	1,067	296	47,456	N.A.	8		
BUDMA INTERIOR	1	4	1,898	1,696	365	154	40	48	0	0	8	86	19	INCL. IN MEBLE	8			
CEDE CENTRAL EUROPEAN DENTAL FAIR	1	3	8859	8485	812	0	0	374	0	0	15	282	41	14194	0	1		
DREMA	1	4	21,211	17,593	3,583	2,727	190	891	0	0	19	379	136	INCL. IN FURNICA	8			
EDUCATION FAIR	1	3	3,662	2,007	130	0	0	1,655	0	0	13	383	20	N.A.	N.A.	8		
POZNAN																		

City of exhibition	Events in 2009 (audited)	Frequency (Years)	Duration (Days)	Net exhibition space incl.							Exhibitors			Visitors			Organiser Code
				Total	Contracted space (sq.m.)		Special show space		from ... countries	Total	Foreign	Admission (for Trade/ Public)	Total	Foreign	Total	Foreign	
					Indoors	Outdoors	Total	Foreign									
POZNAN	EPLA	1	4	902	549	30	225	0	128	0	4	40	3	T/P	1,183	N.A.	8
	EURO-REKLAMA	1	4	2,986	2,799	140	0	0	187	0	11	158	14	T/P	INCL. IN POLIGRAFIA		8
	EXPOPOWER	1	3	3,599	3,230	103	369	75	0	0	6	180	6	T/P	8,670	N.A.	8
	FARMA	1	3	4,729	4,642	234	87	0	0	0	9	104	11	T/P	8,505	N.A.	8
	FIT-EXPO	1	3	2,143	2,143	206	0	0	0	0	6	67	7	T/P	3,094	N.A.	8
	FURNICA	1	4	4,240	4,195	723	45	0	0	0	17	158	47	T/P	16,022	N.A.	8
	GARDENIA	1	3	3,487	3,039	84	243	0	205	0	5	178	4	T/P	11,353	N.A.	8
	GASTRO TRENDY	1	4	2,144	1,589	65	16	0	539	0	3	50	2	T/P	INCL. IN POLAGRA-TECH		8
	GMINA	1	4	988	953	0	35	0	0	0	4	94	3	T/P	INCL. IN POLEKO		8
	GREENPOWER	1	3	1,335	1,025	67	247	0	63	0	3	81	9	T/P	INCL. IN EXPOPOWER		8
	HOBBY	1	2	3,969	3,759	10	0	0	210	0	4	144	5	T/P	INCL. IN TOUR-SALON		8
	HOME DECOR	1	4	4,074	3,727	1,048	10	0	337	0	13	149	51	T/P	INCL. IN MEBLE		8
	HORSE-RIDING EQUIPMENT TRADE FAIR FEBRUARY	1	3	1,339	1,339	66	0	0	0	0	4	74	3	T/P	4,156	N.A.	8
	HORSE-RIDING EQUIPMENT TRADE FAIR NOVEMBER	1	2	811	811	83	0	0	0	0	2	44	3	T/P	5,560	N.A.	8
	INVEST HOTEL	1	4	3,850	3,292	78	0	0	558	0	4	162	4	T/P	INCL. IN TOUR-SALON		8
	ITM POLSKA	1	4	20,038	18,162	5,071	1,057	0	48	0	8	86	19	T	11,667	N.A.	8
KAMIEN - STONE	1	4	7,659	7,536	2,974	123	109	0	0	19	293	157	T/P	6,104	N.A.	8	
KOMTECHNIKA	1	4	3,288	1,640	27	168	0	1,480	0	2	45	2	T/P	INCL. IN POLEKO		8	
LOOK/BEAUTY	1	3	4,550	3,740	89	0	0	810	0	9	220	11	T/P	10,865	N.A.	8	
MEBLE + ARENA DESIGN	1	4	11,201	10,097	1,964	230	0	874	0	17	249	74	T/P	14,676	N.A.	8	
NEXT SEASON (AUTUMN)	1	3	5,108	4,988	746	0	0	120	0	9	157	25	P	INCL. IN TEX-STYLE AUTUMN		8	

City of exhibition	Events in 2009 (audited)	Frequency (Years)	Duration (Days)	Net exhibition space incl.							Exhibitors			Visitors		Organiser Code
				Total	Contracted space (sq.m.)		Special show space		from ... countries	Total	Foreign	Admission (for Trade/ Public)	Total	Foreign		
					Indoors	Outdoors	Total	Foreign								
															Total	
POZNAN	NEXT SEASON / SPECIAL DAYS	1	3	5,108	4,943	522	0	0	165	0	8	162	34	P	INCL. IN TEX- STYLE SPRING	8
	PAKFOOD	2	4	2,200	2,200	326	0	0	0	0	14	111	23	T/P	INCL. IN POLAGRA- TECH	8
	POLAGRA - FOOD	1	4	6,211	6,092	842	119	12	0	0	25	306	68	T/P	INCL. IN POLAGRA- TECH	8
	POLAGRA - TECH	1	5	7,514	7,044	1,087	365	5	105	0	14	254	71	T/P	19,563 N.A.	8
	POLEKO	1	4	10,700	10,143	1,806	165	52	392	0	20	517	157	T/P	19,274 N.A.	8
	POLIGRAFIA	2	4	8,011	7,980	839	31	0	0	0	13	252	45	T/P	11,088 N.A.	8
	POZNAŃ AUTOMOTIVE MEETINGS	1	3	14,854	5,804	0	0	0	9,050	0	1	21	0	T/P	INCL. IN 15M	8
	POZNAŃ GAME ARENA	1	3	8,309	8,011	396	0	0	298	0	3	42	3	T/P	16,530 N.A.	8
	POZNAŃ MEDIA EXPO	1	3	1,573	1,573	90	0	0	0	0	4	120	3	T/P	954 N.A.	8
	POZNAŃ OPTICAL EXHIBITION SPRING	1	2	590	590	0	0	0	0	0	2	70	2	T	297 N.A.	8
	POZNAŃ OPTICAL EXHIBITION AUTUMN	2	2	529	529	10	0	0	0	0	2	59	1	T	174 N.A.	8
	SPORTS CONSTRUCTION CENTRE	1	4	2,758	2,584	81	86	0	88	0	6	107	12	T/P	INCL. IN BUDMA	8
	TEX-STYLE (SPRING)	1	3	1,331	1,234	724	0	0	97	0	11	113	64	T/P	4,238 N.A.	8
	TEX-STYLE / FAST FASHION (AUTUMN)	1	3	2,875	2,756	2,371	0	0	119	0	8	201	176	T/P	4,454 N.A.	8
TOUR SALON	1	4	7,742	6,600	1,787	587	0	555	0	37	724	201	T/P	22,285 N.A.	8	
TTM AUTOMOTIVE TECHNOLOGY FAIR	2	4	9,447	7,319	1,496	2,128	70	0	0	17	330	113	T/P	19,593 N.A.	8	
WINDOOR-TECH	2	4	6,214	6,214	1,727	0	0	0	0	9	128	49	T/P	INCL. IN BUDMA	8	

City of exhibition	Events in 2009 (audited)	Frequency (Years)	Duration (Days)	Net exhibition space incl.								Exhibitors			Visitors			Organiser Code
				Total	Contracted space (sq.m.)		Special show space		from ... countries	Total	Foreign	Admission (for Trade/ Public)	Total	Foreign				
					Indoors	Outdoors	Total	Foreign							Total	Foreign		
																	Total	
SZCZECIN	BUD-GRYF SZCZECIN INTERNATIONAL CONSTRUCTION FAIR	1	3	2257	1673	88	470	0	114	0	2	125	8	T/P	7508	0	9	
	DENTEXPO SZCZECIN	1	2	21	21	0	0	0	0	0	1	11	0	T	0	0	18	
	ENERGIA CONVENTIONAL AND RENEWABLE ENERGY	1	3	508	413	32	95	0	0	0	3	36	2	T/P	INCL BUD-GRYF		9	
	EZOTERIA	1	3	102	102	0	0	0	0	0	1	35	0	T/P	INCL. IN WSZYSTKO DLA DOMU		9	
	GARDENING MART	1	2	942	188	0	754	32	0	0	2	50	1	T/P	0	0	9	
	KARIERA	1	2	2170	1936	6	6	0	228	0	2	59	1	T/P	0	0	9	
	MARKETOUR TOURIST FAIR	1	2	947	45	0	636	113	266	0	6	84	10	T/P	0	0	9	
	ORGANIC I. HEALTHY FOOD AND NATURAL PRODUCTS FAIR SPRING	2X	2	83	83	0	0	0	0	0	1	23	0	T/P	0	0	9	
	ORGANIC II. HEALTHY FOOD AND NATURAL PRODUCTS FAIR AUTUMN	2X	3	104	83	9	21	0	0	0	2	27	1	T/P	INCL. IN WSZYSTKO DLA DOMU		9	
	TDI LARGE INVESTMENT FAIR	1	3	132	132	12	0	0	0	0	2	11	1	T/P	INCL BUD-GRYF		9	
TORUN	WSZYSTKO DLA DOMU INTERIOR DECORATION AND EQUIPMENT FAIR	1	3	1325	957	24	198	0	170	0	3	111	6	T/P	5815	0	9	
	ACADEMY OF BEAUTY AND WEDDING	1	2	313	274	15	21	0	18	0	2	51	1	P	1353	0	15	
	CHILDREN'S WORLD FAIR OF TOYS AND CHILDREN'S PRODUCTS	1	2	325	178	0	147	0	0	0	1	51	0	P	3700	0	15	
	INVEST-TOR, OD DZIAŁKI PO DOM CONSTRUCTION AND HOUSING EXHIBITION; KUYAVIAN-POMERANIAN INVESTMENT EXHIBITION	1	2	885	732	0	153	0	0	0	1	73	0	P	2367	0	15	
	KONSERWACJE HERITAGE SITES CONSERVATION EXHIBITION	1	3	353	346	0	7	0	0	0	1	42	0	T	1750	0	15	

City of exhibition	Events in 2009 (audited)	Frequency (Years)	Duration (Days)	Net exhibition space incl.								Exhibitors			Visitors			Organiser Code
				Total	Contracted space (sq.m.)		Special show space		from ... countries	Total	Foreign	Admission (for Trade/ Public)	Total	Foreign	INCL IN KONSERWACJE			
					Indoors	Outdoors	Total	Foreign								Total	Foreign	
TORUN	KOŚCIÓŁY FAIR OF CHURCH FURNISHING, SERVICES, ART, DEVOTIONAL ITEMS	1	3	372	352	0	20	0	0	0	0	1	41	0	T	0	0	15
	MOTO-TOR MOTOR INDUSTRY FAIR	1	2	409	372	0	37	0	0	0	0	1	22	0	P	0	0	15
WARSZAWA	ACADEMIA FAIR OF ACADEMIC AND SCIENTIFIC BOOKS	1	3	320	216	0	0	0	104	0	0	1	49	0	P	0	0	10
	CŁO I GRANICA INTERNATIONAL EXHIBITION FOR CUSTOMS AND BORDER CONTROL	1	2	56	56	0	0	0	0	0	0	1	4	0	T	0	0	18
	COIN EXPO	1	3	330	330	161	0	0	0	0	0	12	24	15	P	0	0	18
	DENTEXPO	1	4	765	765	21	0	0	0	0	4	73	3	T	1259	0	0	18
	EUROPOLTECH INTERNATIONAL FAIR OF TECHNOLOGY AND EQUIPMENT FOR THE POLICE AND NATIONAL SECURITY SERVICES	2	3	3233	2618	418	551	0	64	0	14	169	39	T	5586	0	0	5
	FRANCHISING	1	3	358	358	54	0	0	0	0	5	40	5	T	0	0	0	18
	GEOLOGIA	1	2	343	233	0	110	0	0	0	1	25	0	T	0	0	0	18
	INTERIOR FINISHING AND FURNISHINGS FAIR	1	2	1215	1074	0	0	0	141	0	1	82	0	P	4307	0	0	10
	IWIS INTERNATIONAL WARSAW INVENTION SHOW	1	3	192	192	30	0	0	0	0	2	23	1	T	0	0	0	18
	MEAT AND PORK	1	3	148	148	0	0	0	0	0	1	8	0	T				18
MUREXPO NATIONAL CONSTRUCTION FAIR	2X	3	1445	1376	0	69	0	0	0	1	121	0	P	3957	0	0	10	
OPTEXPO	1	2	432	432	32	0	0	0	0	5	41	4	T	347	0	0	13	
NA RYBY FISHING FAIR	1	3	1586	1586	6	0	0	0	0	2	69	1	P	5649	0	0	10	
NAFTA I GAZ	1	2	23	23	4	0	0	0	0	2	6	1	T	0	0	0	18	
NOWY DOM, NOWE MIESZKANIE SPRING REAL ESTATE FAIR	4X	2	1412	1412	0	0	0	0	0	1	125	0	P	10432	0	0	10	


City of exhibition	Events in 2009 (audited)	Frequency (Years)	Duration (Days)	Net exhibition space incl.							Exhibitors			Visitors			Organiser Code		
				Total	Contracted space (sq.m.)		Special show space		from ... countries	Total	Foreign	Admission (for Trade/ Public)	Total	Foreign	Total	Foreign			
					Indoors	Outdoors	Total	Foreign											
																		Total	Foreign
WARSZAWA	NOWY DOM, NOWE MIESZKANIE SUMMER REAL ESTATE FAIR	4X	2	918	0	0	0	0	0	0	0	1	103	0	P	6502	0	10	
	NOWY DOM, NOWE MIESZKANIE AUTUMN REAL ESTATE FAIR	4X	2	1505	1493	0	0	0	12	0	0	1	141	0	P	8653	0	10	
	NOWY DOM, NOWE MIESZKANIE WINTER REAL ESTATE FAIR	4X	2	930	930	0	0	0	0	0	0	1	110	0	P	9321	0	10	
	TWOJE PIENIĄDZE POLISH FINANCIAL FORUM	1	3	185	175	12	10	0	0	0	0	2	17	1	T	0	0	18	
	WIND AND WATER INTERNATIONAL WARSAW BOAT SHOW	1	4	6739	6308	50	0	0	431	0	0	11	340	8	P	28134	0	10	
	ZŁOTO SREBRO CZAS JEWELLERY AND WATCH FAIR	1	3	2700	2575	193	0	0	125	0	0	8	261	14	T/P	5403	0	4	
	ZOOMARKET	1	2	204	204	48	0	0	0	0	0	3	22	2	P	0	0	18	
	DENTAMED LOWER SILESIA DENTAL FAIR	1	2	2102	1084	0	18	0	1000	0	0	9	135	13	T	3199	0	16	
	WROCLAW																		


POLISH ORGANISERS LIST

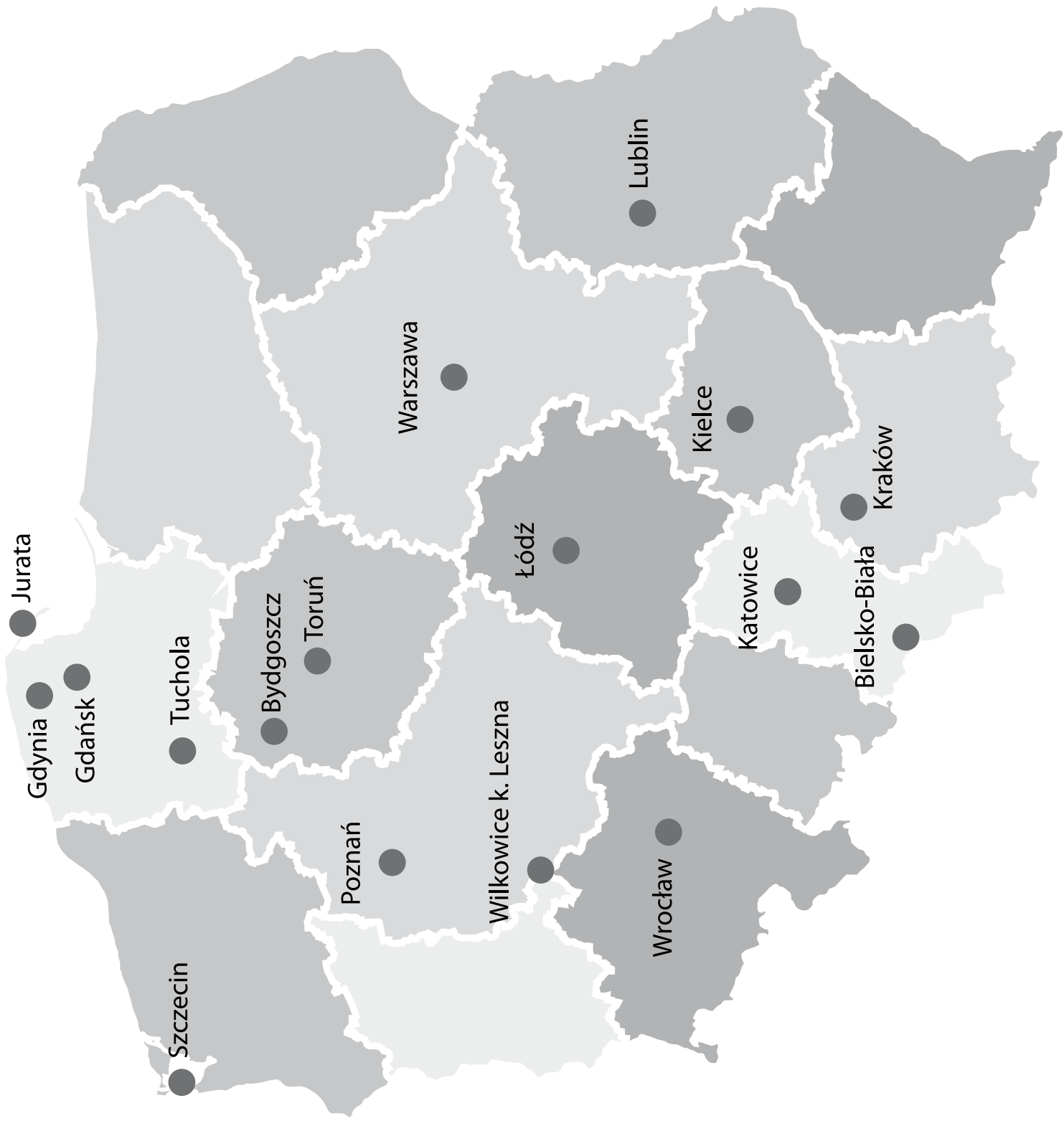
CODE	ORGANISER'S NAME & CONTACT ADDRESS	CODE	ORGANISER'S NAME & CONTACT ADDRESS
1	EXACTUS s.j. Al. Kościuszki 17, lp., 90-418 Łódź, tel. +48 42 632 2866, fax +48 42 632 2859	10	MURATOR EXPO sp. z o.o. ul. Senatorska 13/15, 00-075 Warszawa, tel. +48 22 829 6680, fax +48 22 829 6681, 829 6690
2	Izba Gospodarcza Wodociągi Polskie ul. Kasprzowicza 2, 85-073 Bydgoszcz, tel. +48 52 376 8910, fax +48 52 376 8920	11	Polska Technika Górnicza S.A. Al. Korfantego 35, 40-005 Katowice, tel. +48 32 353 70 23, fax. +48 32 353 55 60
3	INTERSERVIS sp. z o.o. ul. Stefanowskiego 24, 90-537 Łódź, tel. +48 42 637 1215, fax +48 42 639 7980	12	Targi Bydgoskie Sawo sp. z o.o. ul. Dworcowa 81, 85-009 Bydgoszcz, tel. +48 52 581 1177, fax. +48 52 581 1176
4	Międzynarodowe Centrum Targowe sp. z o.o. ul. Finlandzka 10, 03-903 Warszawa, tel. +48 22 617 3042, fax +48 22 616 110	13	Targi Kielce S.A. ul. Zakładowa 1, 25-672 Kielce, tel. +48 41 365 1222, fax +48 41 345 6261
5	Międzynarodowe Targi Gdańskie S.A. ul. Beniońskiego 5, 80-382 Gdańsk, tel. +48 58 554 9200, fax +48 58 552 2168	14	Targi Pomorskie sp. z o.o. ul. Hetmańska 38, 85-039 Bydgoszcz, tel. +48 52 323 0714, fax +48 52 322 6770, 322 7845
6	Międzynarodowe Targi Katowickie sp. z o.o. Bytkowska 1b, 40-955 Katowice, tel. +48 32 78 99 100, fax +48 32 25 40 227	15	Targi Toruńskie sp. z o.o. ul. Szosa Chełmińska 27, 87-100 Toruń, tel. +48 56 658 2090, fax +48 56 658 2099
7	Międzynarodowe Targi Lubelskie S. A. ul. Dworcowa 11, 20-406 Lublin, tel. +48 81 534 4614, fax +48 81 534 9295	16	Targi w Krakowie sp. z o.o. ul. Centralna 41a, 31-586 Kraków, tel. +48 12 644 8165 fax +48 12 644 6141
8	Międzynarodowe Targi Poznańskie sp. z o.o. ul. Głogowska 14, 60-734 Poznań, tel. +48 61 869 2000, fax +48 61 869 2999	17	ZIAD Bielsko-Biała S.A. Al. Armii Krajowej 220, 43-316 Bielsko-Biała, tel. +48 33 813 8240, fax +48 33 814 2231
9	Międzynarodowe Targi Szczecińskie sp. z o.o. ul. Struga 6-8, 70-777 Szczecin, tel. +48 91 464 4401, fax +48 91 464 4402	18	Zarząd Targów Warszawskich S.A. ul. Puławska 12a, 02-566 Warszawa, tel. +48 22 849 6006, fax +48 22 849 3584

NOTES

A series of 20 horizontal dotted lines for writing notes.







Jurata

Gdynia

Gdańsk

Tuchola

Bydgoszcz

Toruń

Poznań

Warszawa

Wilkowie k. Leszna

Łódź

Lublin

Wrocław

Kielce

Katowice

Bielsko-Biała

Kraków



H-1101 Budapest, Albertirsai út 10.

Tel./Fax: +36-1-26-36-368

Web: <http://www.centrexstat.org>

E-mail: info@centrexstat.org

