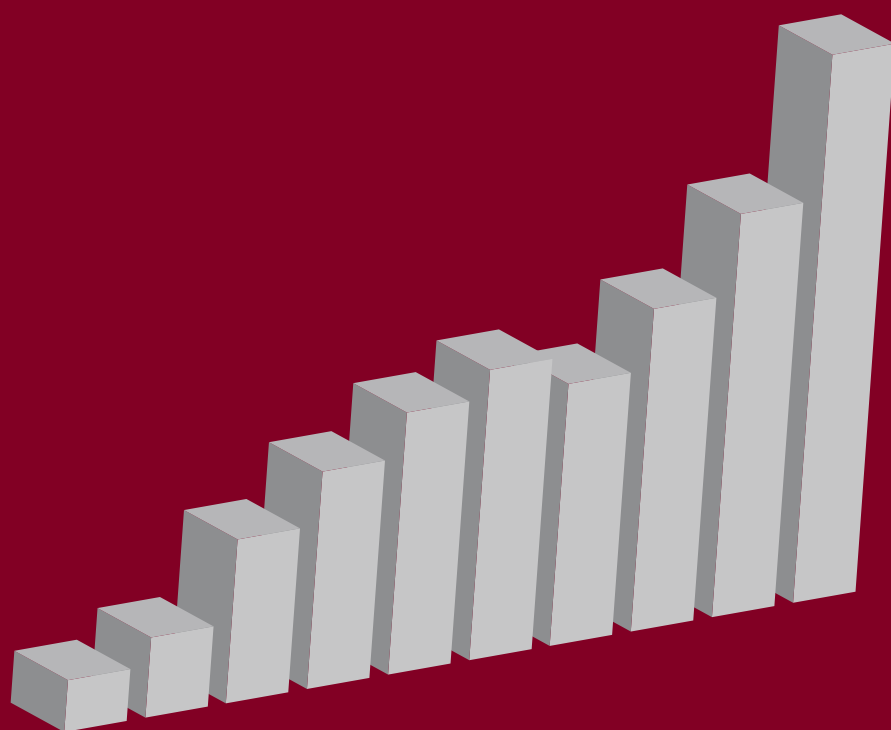


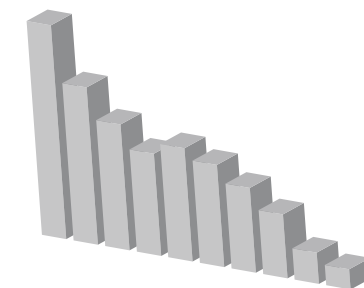
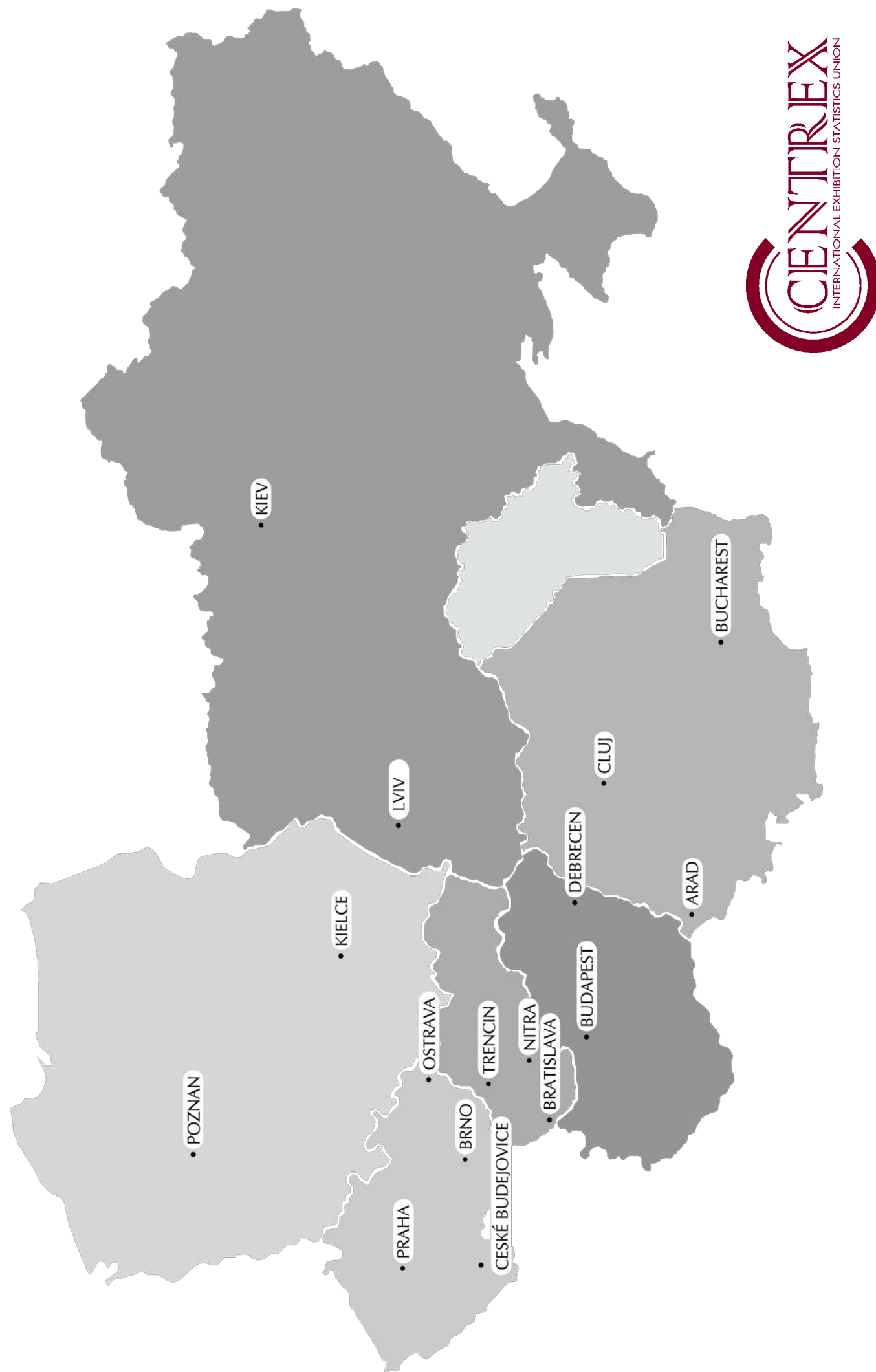
2008



AND MEMBERS OF
THE POLISH CHAMBER
OF EXHIBITION INDUSTRY

CENTRAL EASTERN EUROPEAN
**EXHIBITION
STATISTICS**
OF THE MEMBERS OF
CENTREX INTERNATIONAL
EXHIBITION STATISTICS UNION

The Exhibition Knowledge Provider



CONTENTS:

EXHIBITION STATISTICS & AUDITING RULES	4
FOREWORD	5

STATISTICS 2008: (IN SEQUENCE OF CITIES) FROM 6 AND 19 PAGES

CITY	ORGANISER	STATISTICS '08 PAGE NO
ARAD	EXPO ARAD INTERNATIONAL	6
BRATISLAVA	INCHEBA EXPO BRATISLAVA PLC.	6
BRNO	TRADE FAIRS BRNO A.S.	7
BUCHAREST	ROMEXPO S.A.	8
BUDAPEST	HUNGEXPO CCO. LTD.	9
BUDAPEST	REECO HUNGARY LTD.	10
CESKÉ BUDEJOVICE	VYSTAVYSTÉ CESKÉ BUDEJOVICE	10
DEBRECEN	V-TRADE EXHIBITIONS LTD.	10
KIELCE	KIELCE TRADE FAIRS	11
KIEV	EUROINDEX LTD.	12
KIEV	KIEV INTERNATIONAL CONTRACT FAIR	13
LVIV	GAL-EXPO JSC.	14
NITRA	AGROKOMPLEX - VÝSTAVNÍCTVO NITRA ŠTÁTNY PODNIK	15
OSTRAVA	OSTRAVSKÉ VÝSTAVY A.S.	15
POZNAN	POZNAN INTERNATIONAL FAIR	16
PRAGUE	INCHEBA EXPO PRAGUE LTD.	18
TRENCIN	EXPO CENTER A.S.	18

POLISH STATISTICS 2008: (IN SEQUENCE OF CITIES) FROM 21 AND 33 PAGES

CITY	STATISTICS '08 PAGE NO
BIELSKO BIALA	21
BYDGOSZCZ	21
GDANSK	21
GDYNIA	22
KATOWICE	22
KIELCE	23
KRAKÓW	25
LESZNO-WILKOWICE	26
LÓDZ	26
LUBLIN	27
POZNAN	28
SZCZECIN	31
TORUN	31
TUCHOLA	32
WARSAW	32
WROCLAW	33

AGROKOMPLEX-VÝSTAVNÍCTVO NITRA, ŠTÁTNY PODNIK

Výstavná 4, 949 01 Nitra, Slovakia
 Tel: +421 (0)37-6-572-405
 Fax: +421 (0)37-6-572-252
 Web: www.agrokomplex.sk
 E-mail: baluska@agrokomplex.sk

EUROINDEX LTD.

56, Peremoha Ave., Kyiv, 03680, Ukraine
 Tel/Fax: (+380 44) 461-9300
 Web: www.euroindex.ua
 E-mail: info@euroindex.kiev.ua

EXPO ARAD INTERNATIONAL

Arad, Cl .Aurel Vlaicu FN, Romania
 Tel: +40-257-216520; 0357-407698
 Fax: +40-257-216521
 Web: www.expoarad.ro
 E-mail: expo@ccia-arad.ro

EXPO CENTER A. S.

SK - 911 01 Trenčín, Pod Sokolicami 43, Slovakia
 Phone/Fax: +421-32-7435 600
 Web: www.expocenter.sk
 E-mail: marketing@expocenter.sk

HUNGEXPO C.Co. Ltd.

H - 1101 Budapest, Albertirsai út 10. Hungary
 Phone: +36-1-263-6541
 Fax: +36-1-263-6090
 Web: www.hungexpo.hu
 E-mail: hungexpo@hungexpo.hu

INCHEBA EXPO BRATISLAVA

Viedenská cesta 3-7, 851-01 Bratislava, Slovakia
 Tel: +421 2 6727 1111
 Fax: +421 2 6241 1838
 Web: www.incheba.sk
 E-mail: incheba@incheba.sk

INCHEBA PRAHA SPOL. S R. O.

Areal Výstaviště 67, 170 90 Praha 7 Czech Republic
 Tel: +420 220 103 311
 Fax: +420 220 103 791
 Web: www.incheba.cz
 E-mail: p.hozlar@incheba.cz

INTERMARKETING & CONSULTING SRL

RO - 040033 Bucharest, Romania
 10, Splaiul Unirii, Bl. B5, Sc. 3, Ap. 53,
 Phone: +40 21 317 12 25/26
 Fax: +40 21 319 63 71
 Web: www.agraria.info.ro
 E-mail: office@intermarketing.ro,
 corina@agraria.info.ro

JOINT-STOCK CO. GAL-EXPO®

30, Vynnychenka Str. Lviv, 79008, Ukraine
 Phone: +380 (32)2970627, 2971369
 Fax: +380 (32) 2971756
 Web: www.galexpo.lviv.ua
 E-mail: exhib@galexpo.lviv.ua

KYIV INTERNATIONAL CONTRACT FAIR

P.O.Box B-13, Kyiv, 01001, Ukraine
 Phone: +38044 461-93-42, 41
 Fax: +38044 461-93-40/49
 Web: www.kmkya.kiev.ua
 E-mail: info@kmkya.kiev.ua

OSTRAVSKÉ VÝSTAVY, A.S.

Výstaviště Cerná louka,
 728 26 - Ostrava, Czech Republic
 Phone: +420 596 167 119
 Fax: +420 596 167 125
 Web: www.cerna-louka.cz
 E-mail: vystavy@cema-louka.cz

POZNAN INTERNATIONAL FAIR LTD.

PL - 60734 Poznan, ul. Glogowska 14. Poland
 Phone: +48-61-869-2210
 Fax: +48-61-869-2960
 Web: www.mtp.pl
 E-mail: info@mtp.pl

REECO HUNGARY LTD.

H - 1123 Budapest, Györi út 20. Hungary
 Tel: +36 1 225 - 2143
 Fax: +36 1 225 - 2145
 Web: www.reeco.hu
 E-mail: hungary@reeco.hu

ROMEXPO S.A.

65-67, Marasti Blvd, PO Box 32-3, RO-011465,
 Bucharest - ROMANIA
 Phone: (+4021) 202 57 24
 Fax: (+4021) 202 57 03
 Web: www.romexpo.org
 E-mail: marketing@romexpo.org

TARGI KIELCE (KIELCE TRADE FAIRS)

PL - 25672 Kielce, Zakladowa 1. Poland
 Phone: +48-41-365-1222
 Fax: +48-41-345-6261
 Web: www.targikielce.pl
 E-mail: zarzad@targikielce.pl

TRADE FAIRS BRNO A.S.

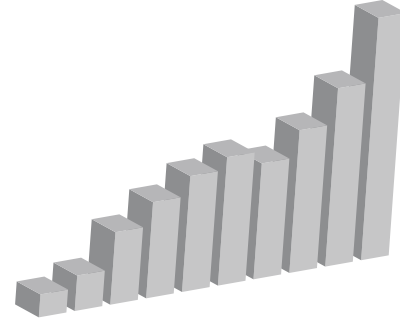
CZ - 647 00 Brno, Vystaviste 1, Czech Republic
 Phone: +420-5-411-52-813
 Fax: +420-5-411-53-51
 Web: www.bvv.cz
 E-mail: info@bvv.cz

V-TRADE EXHIBITIONS LTD.

H - 4032 Debrecen, Fűredi út 76. I. em. Hungary
 Phone: +36-52-436-011
 Fax: +36-52-436-012
 Web: www.vtrade.hu
 E-mail: vtrade@vtrade.hu

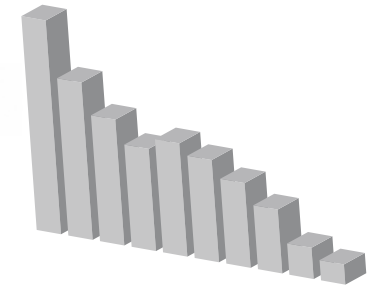
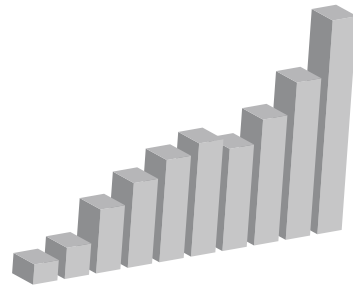
VYSTAVISTÉ ČESKÉ BUDEJOVICE

CZ - 370 21 České Budějovice Husova 523. Czech Republic
 Phone: +420-38-7714911
 Fax: +420-38-7714263
 Web: www.vcb.cz
 E-mail: info@vcb.cz

CENTRAL EASTERN EUROPEAN
EXHIBITION STATISTICS

2008

OF THE MEMBERS OF
 CENTREX INTERNATIONAL
 EXHIBITION STATISTICS UNION
 AND MEMBERS OF THE POLISH
 CHAMBER OF EXHIBITION INDUSTRY



VISITORS

Number of visitors is calculated on evidence. Number of paying visitors is established through financial evidence: number of sold tickets (prepaid or on the spot) and number of tickets/entry passes paid by the exhibitor or a third party. Season tickets sold are calculated as reasonable. Number of family tickets sold are calculated as 4 visitors.

Persons arriving with vouchers, registration cards or similar valid free passes, tickets can be counted as visitors only if evidence is available. Number of foreign visitors is established either by tickets sold out at special counters for foreigners, filled in-registration cards with evidence of the foreign origin of the visitor or through representative visitor surveys.

NUMBER OF VISITS

As a new category the number of visits can be established with evidences of re-visits of the visitors. If no evidence of re-visits occurred one visit per visitor was presumed therefore the number of visits equals to the number of visitors.

SPACE

The contracted space refers only to the area occupied by exhibitors. It corresponds to the number of square meters invoiced and paid for by these exhibitors. Surface areas given free of charge are not counted. The contracted space is divided up in indoors and outdoors rented by exhibitors. Special show space is where performances, shows, lectures, contests, it relates to the theme of the exhibition and it constitutes part of total net exhibition space.

EXHIBITORS

An exhibitor with his own stand (direct exhibitor) is one who occupies a stand for his company, receives the bill from the exhibition organiser and settles it directly. Co-exhibitors at an exhibitor's stand or participants at a collective stand are also considered as exhibitors for statistical purposes if they exhibit their own goods employing their own personnel on the exhibitor's stand and their autonomy can be undoubtedly recognised even without physical separation. The nature of the participation and the identity of each exhibitor at the stand should be undoubtedly clear from the application form sent to the exhibition organiser.

REPRESENTED COMPANIES

A represented company is one who does not have a stand of his own, but their goods are exhibited on an exhibitor's stand without the continuous presence of the their own personnel.

The figures listed in this report have been audited according to the CENTREX Rules and Regulations (last amended on September 7, 2005) reflecting compliance to the international standards of UFI.

DEAR PARTNERS,

It is exactly 10 years now that CENTREX International Exhibition Statistics Union has compiled and printed the first Central and East European Exhibition Statistics Yearbook. In the first year the that time member 6 companies organised and presented audited exhibition statistics of altogether 122 fairs. In this yearbook of 2008 now 18 CENTREX members have sent in audited statistics of nearly 280 fairs.

Exactly, last year the CENTREX members organised 278 trade fairs and exhibitions, where nearly 50,000 exhibitors presented their products and services (among them 21 p.c. direct foreign exhibitors). They have used 1.9 million sq. m. net exhibition space for their appearances and at these fairs the number of visitors exceeding 3.0 million.

But, this time a really big leap has been done: beyond incorporating our new (18th) member REECO Hungary's fair statistics in the publication: under another major agreement all audited fairs in Poland (going beyond CENTREX membership) have been brought into print. This has been facilitated by the fact that in 2008 on CENTREX has been commissioned to take care of the international standards audit regarding all all trade fairs in Poland. In the second chapter of this booklet you will find these audited statistics listed by cities where the events took place (with due reference to organisers). This chapter of Polish trade fair statistics for 2008 comprises 222 fairs of 20 organisers, including the 2 CENTREX members who account for over 70 p.c. of that market.

2008 has seen another important international development: the International Standards Organisation (ISO) has accepted a worldwide exhibition statistics definitions. However, due to previous continuous updating of CENTREX activities our definitions, categorisation is found completely in-line with the global standards.

Our international union – safeguarding exhibition statistics transparency at the major organiser of the region and reflecting her slogan The Exhibition Knowledge Provider also as an organiser of exchange of experience as well as Central East European Exhibition Forums – has her seat in Hungary and has members from 6 countries: *Poland, Czech Republic, Slovakia, Hungary, Ukraine and Romania*. Next year, with regard to the recent joining of International Plovdiv Fair CENTREX shall extend the strict transparency concept now to another country

Data including in this yearbook are available at our website www.centrexstat.org retroactively for 10 years, as usual. This database enables analysis, study of the trends of fairs and exhibitions in the whole region.

Trusting that the world crisis does not influence deeply your exhibition business and the current situation urges to bring even more new solutions, ideas – wish You successful year, enthusiasm and persistence.

Boguslaw Zalewski
Chairman of CENTREX

Events in 2008 (audited)	Interval (Years)	Duration (Days)	Net exhibition space incl.						Exhibitors			Represented companies			Visitors			Number of visits		
			Contracted space (sq.m.)			Special show space			from ... countries	Total	Foreign	Total	Foreign	Total	Foreign	Admission for Trade/Public	Total	Foreign	Total	Foreign
			Indoors	Outdoors	Total	Indoors	Outdoors	Total												
									Total	Foreign	Total	Foreign	Total	Foreign	Total	Foreign	Total	Foreign		
ARAD (RO)																				
AGROMALIM	1	4	10 724	1 511	638	8 713	302	500	0	7	245	68	63	63	7 614	N.A.	7 614	N.A.		
TRANSPORT-AR	1	4	14 185	1 718	262	9 727	927	2 740	0	7	132	25	92	92	6 601	N.A.	6 601	N.A.		
TOTAL			24 909	3 229	900	18 440	1 229	3 240	0		377	93	155	155	14 215	N.A.	14 215	N.A.		
AUDITED BY CENTREX																				
BRATISLAVA (SK)																				
AUTOSALON, AUTOSERVIS	1	6	19 402	17 710	1 071	1 292	300	400	N.A.	7	140	19	0	0	85 682	N.A.	85 682	N.A.		
BIBLIOTEKA, PEDAGOGIKA, ART	1	4	2 429	1 614	367	0	0	815	N.A.	9	109	28	0	0	31 281	N.A.	31 281	N.A.		
BIOSTYL, ESOTERIKA	1	3	1 520	677	159	0	0	843	N.A.	2	85	26	0	0	INCL. IN INTERBEAUTY					
BRATISLAVA COLLECTORS DAYS	1	2	1 508	1 508	603	0	0	0	N.A.	17	163	82	0	0	1636	N.A.	1636	N.A.		
CHRISTMAS DAYS	1	17	3 701	3 532	150	62	10	107	N.A.	8	320	15	0	0	76067	N.A.	76067	N.A.		
CONECO *, RACIOENERGIA, CLIMATHERM, CONECOINVEST, SLOVREALINVEST	1	5	24 436	17 328	4 542	3 888	831	3 220	N.A.	13	695	230	0	0	61 880	N.A.	61 880	N.A.		
CSIL, CAR PLAST	1	3	1 080	1 056	153	24	0	0	N.A.	7	61	18	0	0	INCL. IN AUTOSALÓN					
DANUBIUS GASTRO, EXPOSHOP AND GASTROPACK	1	4	8 889	7 089	1 603	0	0	1 800	N.A.	9	286	85	0	0	INCL. IN ITF SLOVAKIATOUR					
EXPORKLAMA, SIGN SLOVAKIA, OFFICE	1	4	1 348	938	211	0	0	410	N.A.	4	49	13	0	0	2459	N.A.	2459	N.A.		
IDEB	1	3	18 489	7 329	3 558	3 160	755	8 000	N.A.	28	245	174	0	0	7618	N.A.	7618	N.A.		
INDUSTRY EXPO	1	3	2 858	2 064	447	12	0	782	N.A.	6	108	27	0	0	1569	N.A.	1569	N.A.		
INTERBEAUTY	1	3	4 133	2 601	391	12	0	1 520	N.A.	8	165	39	0	0	14 793	N.A.	14 793	N.A.		
ITF SLOVAKIATOUR, HUNTING AND LEISURE	1	4	9 950	7 145	1 297	34	0	2 771	N.A.	29	293	58	0	0	34 751	N.A.	34 751	N.A.		
LEDERMODE AUTUMN	2	3	1 072	964	155	0	0	108	N.A.	2	44	10	0	0	414	N.A.	414	N.A.		
LEDERMODE SPRING	2	3	1 079	995	313	0	0	84	N.A.	3	44	13	0	0	881	N.A.	881	N.A.		
MODDOM, TZB, LUXDOM, TECHDOM, CLEANTECH	1	5	9 327	8 215	1 472	202	10	910	N.A.	9	245	52	0	0	21 669	N.A.	21 669	N.A.		
MOTOCYKEL, BOAT SHOW	1	4	7 709	6 671	393	38	14	1 000	N.A.	8	102	21	0	0	23 152	N.A.	23 152	N.A.		
SLOVAK DENTAL DAYS	1	3	1 514	1 514	179	0	0	0	N.A.	8	68	11	0	0	NOT MONITORED					
SLOVMEDICA *, NON-HANDICAP	1	3	1 380	876	216	4	0	500	N.A.	3	69	15	0	0	4 633	N.A.	4 633	N.A.		

Events in 2008 (audited)	Interval (Years)	Duration (Days)	Net exhibition space incl.						Exhibitors			Represented companies			Visitors			Number of visits		
			Contracted space (sq.m.)			Special show space			from ... countries	Total	Foreign	Total	Foreign	Total	Foreign	Admission for Trade/Public	Total	Foreign	Total	Foreign
			Indoors	Outdoors	Total	Indoors	Outdoors	Total												
									Total	Foreign	Total	Foreign	Total	Foreign	Total	Foreign	Total	Foreign		
BRATISLAVA (SK)																				
SPORT, FISHING AND LEISURE TIME	1	4	1 425	1 247	317	0	0	178	N.A.	7	39	13	0	0	INCL. IN MOTOCYKEL					
WATCHES AND JEWELS	1	3	1 684	1 556	464	0	0	128	N.A.	11	79	31	0	0	INCL. IN BIBLIOTEKA					
TOTAL			124 933	92 629	18 061	8 728	1 920	23 576			3 409	980			368 485		368 485			
AUDITED UNDER CENTREX SYSTEM * UFI APPROVED EVENT																				
BRNO (CZ)																				
ANIMAL VETEX	2	5	3 878	1 876	60	177	40	1 825	0	4	77	3	4	4	INCL. IN TECHAGRO					
AUTOTEC	2	5	72 583	36 233	4 526	11 750	878	24 600	0	26	592	196	12	6	62 735	2 169	62 735	2 169		
BOAT BRNO	1	4	3 814	3 188	321	80	0	546	0	6	70	8	2	0	INCL. IN SPORT LIFE					
BUILDING CENTER EDEN 3000	ALL YEAR ROUND			5 795	580	0	5 215	0	0	1	229	0	0	0	134 255	N.A.	134 255	N.A.		
CARAVANING BRNO	1	4	6 826	5 760	400	186	0	880	0	5	41	7	3	1	INCL. IN SPORT LIFE					
CHRISTMAS MARKET	1	10	6 936	3 814	177	137	0	2 985	0	5	286	11	67	8	61 011	0	61 011	0		
COSMETICS	1	2	2 392	689	78	0	0	1 703	0	6	45	7	9	0	INCL. IN STYL I.					
ENVIRNO	1	3	827	807	63	0	0	20	0	7	68	8	1	0	INCL. IN VODOVODY-KANALIZACE					
FISHING	1	5	3 142	2 542	77	0	0	600	0	4	108	7	0	0	INCL. IN MOBITEK					
FOND-EX *	2	4	3 116	3 081	528	0	0	35	35	17	184	74	3	3	INCL. IN WELDING					
GO *	1	4	4 966	3 896	492	570	0	500	0	18	301	49	52	12	35 185	1 030	35 185	1 030		
IBF *	1	5	53 080	23 187	2 776	29 773	1 932	120	0	21	826	158	29	13	95 381	5 215	95 381	5 215		
IMT	2	5	19 984	18 979	3 499	1 005	99	0	0	21	518	260	39	34	INCL. IN MSV					
INTECO	2	4	5 078	3 878	171	0	0	1 200	0	7	110	9	3	2	INCL. IN SALIMA					
INTERKAMERA	1	4	852	347	0	0	0	505	0	1	22	0	2	0	INCL. IN INVEK/DIGITEX					
INTERPROTEC	2	4	1 536	1 512	614	24	0	0	0	11	86	36	5	2	INCL. IN PYROS/SET					
INVEK */ DIGITEX	1	4	13 805	7 796	328	526	0	5 483	0	14	181	31	8	1	55 572	2 403	55 572	2 403		
KABO I.	1	3	4 085	3 687	944	0	0	398	0	11	149	46	3	2	INCL. IN STYL I.					
KABO II.	1	3	4 076	3 899	858	0	0	177	0	13	158	48	3	3	INCL. IN STYL II.					
MBK	2	4	3 671	3 671	227	0	0	0	0	4	95	13	10	5	INCL. IN SALIMA					
MEDICAL FAIR	1	4	10 555	6 841	498	814	0	2 900	0	18	321	52	188	137	17 857	1 641	17 857	1 641		
MOBITEK *	1	5	10 409	10 172	612	237	0	0	0	13	204	35	12	2	65 595	2 082	65 595	2 082		
MODELS BRNO	1	4	5 782	1 082	2	0	0	4 700	0	2	25	1	1	1	INCL. IN MOBITEK					

Events in 2008 (audited)	Interval (Years)	Duration (Days)	Net exhibition space incl.				Special show space		Exhibitors		Represented companies		Visitors		Number of visits				
			Contracted space (sq.m.)		Outdoors		Total	Foreign	from ... countries	Total	Foreign	Total	Foreign	Total	Foreign	Total	Foreign		
			Indoors	Outdoors	Indoors	Outdoors												Admission for Trade/Public	Total
			Total	Foreign	Total	Foreign	Total	Foreign	Total	Foreign	Total	Foreign	Total	Foreign	Total	Foreign			
TRADE FAIRS BRNO																			
MSV*	1	5	46 578	36 172	6 741	6 181	801	4 225	0	28	1 401	393	50	40	T	97 482	9 784	97 482	9 784
OPTA	1	3	5 144	4 694	554	0	0	450	0	11	106	28	116	115	T	6 548	1 315	6 548	1 315
PLASTEX	2	4	3 021	3 021	948	0	0	0	0	19	184	77	12	7	T	INCLIN WELDING			
POVODNĚ	1	3	2 556	0	0	2 556	951	0	0	4	24	3	1	0	T	INCLIN VODOVODY-KANALIZACE			
PRODÍTĚ	1	5	3 813	3 113	121	0	0	700	0	3	87	5	1	0	T/P	INCLIN MOBITEK			
PROFINTECH	2	4	1 286	1 286	281	0	0	0	0	5	86	17	3	2	T	INCLIN WELDING			
PYROS/SET	2	4	9 075	3 517	1 446	0	4 112	0	4 112	7	167	16	7	2	T	13 543	1 463	13 543	1 463
REGIONTOUR	1	4	7 051	6 195	595	6	0	850	0	8	616	93	504	151	T/P	INCLIN GO			
S1	1	3	1 554	1 104	16	0	0	450	0	3	48	3	0	0	T/P	INCLIN STYL.I.			
SALIMA*	2	4	12 072	11 961	1 927	8	4	103	0	26	524	136	169	126	T/P	37 446	5 334	37 446	5 334
SCHOLA NOVA**	1	3	672	449	19	0	0	223	0	4	75	3	0	0	T/P	4 098	N.A.	4 098	N.A.
SHK	1	5	10 469	9 926	787	543	9	0	0	10	228	26	5	3	T/P	INCLIN IIBF			
SILVA REGINA	2	5	10 365	1 417	115	6 657	306	2 291	198	9	149	19	19	10	T/P	INCLIN TECHAGRO			
SPORT LIFE	1	4	31 526	12 012	1 467	98	0	19 416	0	14	333	44	10	2	T/P	43 224	2 477	43 224	2 477
STYL.I.	1	3	12 328	8 655	2 245	0	0	3 673	0	17	434	133	21	10	T/P	19 050	1 932	19 050	1 932
STYL.II.	1	3	11 521	8 656	2 328	0	0	2 865	0	16	445	139	12	6	T/P	14 411	1 550	14 411	1 550
TECHAGRO	2	5	51 041	33 835	2 853	16 406	1 038	800	0	18	473	101	36	22	T/P	93 020	7 354	93 020	7 354
URBIS	1	5	3 577	1 373	264	2 001	0	203	0	6	135	22	2	2	T	INCLIN IIBF			
VINEX*	1	4	2 354	2 306	461	18	0	30	0	14	126	42	31	24	T/P	INCLIN SALIMA			
VODOVODY-KANALIZACE	1	3	7 754	6 183	289	1 271	54	300	0	9	235	23	13	4	T	9 278	578	9 278	578
WELDING*	2	4	4 940	4 940	967	0	0	0	0	10	116	34	7	4	T	12 945	2 196	12 945	2 196
TOTAL			485 885	308 332	40 361	87 685	6 112	89 868	233		10 688	2 416	1 475	766		878 636	48 523	878 636	48 523
AUDITED UNDER CENTREX SYSTEM * UFI APPROVED EVENT ** IN PRAGUE																			
ROMEXPO S.A.																			
INDAGRA FOOD*																			
AUDITED UNDER CENTREX SYSTEM * UFI APPROVED EVENT																			

Events in 2008 (audited)	Interval (Years)	Duration (Days)	Net exhibition space incl.				Special show space		Exhibitors		Represented companies		Visitors		Number of visits				
			Contracted space (sq.m.)		Outdoors		Total	Foreign	from ... countries	Total	Foreign	Total	Foreign	Admission for Trade/Public	Total	Foreign			
			Indoors	Outdoors	Indoors	Outdoors											Total	Foreign	
			Total	Foreign	Total	Foreign	Total	Foreign	Total	Foreign	Total	Foreign	Total	Foreign	Total	Foreign			
HUNGEXPO CCO. LTD																			
AGRO+MASHEXPO*	1	4	18 452	18 434	402	18	0	0	0	11	155	21	2	2	T	20 201	N.A.	20 201	N.A.
AUTOMOBIL	2	5	14 238	6 433	39	315	20	7 490	0	5	103	4	3	1	P	16 945	N.A.	16 945	N.A.
BNV	1	5	15 511	13 222	2 148	2 289	1	0	0	19	534	177	N.A.	N.A.	P	54 006	N.A.	54 006	N.A.
BUDAPEST BOAT SHOW	1	4	9 733	9 118	269	50	0	565	0	10	139	14	0	0	P	17 848	N.A.	17 848	N.A.
BUDAPEST MOTOR SHOW	1	5	13 442	8 806	66	6	0	4 630	0	7	105	6	1	0	P	44 752	N.A.	44 752	N.A.
CARAT	1	4	582	486	166	0	0	96	0	10	50	16	0	0	T/P	INCL. IN TRAVEL			
CHEMEXPO*	2	4	2 520	2 520	449	0	0	0	0	9	107	33	117	111	T	INCL. IN INDUSTRIA			
CONSTRUMA*	1	5	25 898	20 881	3 318	4 818	782	199	0	29	772	180	55	42	T/P	57 136	2 285	57 136	2 285
DECORSTONE	2	5	966	653	202	283	0	30	0	8	38	13	0	0	T/P	INCL. IN CONSTRUMA			
ELECTROSALON	2	4	2 244	2 199	352	0	0	45	0	11	110	23	85	82	T	INCL. IN INDUSTRIA			
EQUIFEST	1	3	2 212	1 412	90	0	0	800	0	2	60	6	0	0	T/P	12 200	N.A.	12 200	N.A.
FEHOVA	1	4	8 693	5 768	218	99	0	2 826	0	11	238	18	0	0	P	41 474	N.A.	41 474	N.A.
FOODATECH	2	3	2 501	2 501	132	0	0	0	0	8	106	12	31	31	T	10 458	N.A.	10 458	N.A.
HUNGARIAN GARDEN FAIR	1	4	1 041	1 041	30	0	0	0	0	2	43	1	0	0	T	INCL. IN AGRO+MASHEXPO			
IFE FOODAPEST*	2	3	3 914	3 613	1 261	0	0	301	45	26	291	98	3	0	T	INCL. IN FOODATECH			
INDUSTRIA*	2	4	8 796	8 596	1 458	0	0	200	0	18	373	113	160	125	T	16 006	N.A.	16 006	N.A.
ÖKOTECH	1	4	2 410	2 192	749	155	34	63	0	9	170	39	34	24	T	6 153	N.A.	6 153	N.A.
SECUREX	2	4	1 318	1 277	284	0	0	41	0	9	61	12	26	26	T	INCL. IN INDUSTRIA			
SNOW-SHOW	1	4	5 106	4 060	827	8	0	1 038	0	6	139	53	N.A.	N.A.	P	19 959	N.A.	19 959	N.A.
SPA	1	4	2 052	1 552	63	0	0	500	0	6	134	5	9	0	P	INCL. IN SNOW SHOW			
TRAVEL	1	4	16 508	13 318	3 149	0	0	3 190	0	47	912	189	0	0	T/P	61 233	N.A.	61 233	N.A.
TRUCKEXPO	2	5	4 280	613	137	3 667	0	0	0	5	50	4	0	0	T/P	INCL. IN AUTOMOBIL			
UKBA	2	3	4 911	4 195	304	0	0	716	0	11	118	16	49	42	T	8 526	N.A.	8 526	N.A.
VITICULTURE & VINICULTURE	1	4	612	612	18	0	0	0	0	3	25	3	0	0	T	INCL. IN AGRO+MASHEXPO			
TOTAL			167 940	133 502	16 131	11 708	837	22 730	45		4 833	1 056	575	486		386 897	N.A.	386 897	N.A.
AUDITED BY CENTREX * UFI APPROVED EVENT																			

Events in 2008 (audited)	Interval (Years)	Duration (Days)	Net exhibition space incl.						Exhibitors			Represented companies			Visitors			Number of visits		
			Contracted space (sq.m.)			Special show space			from ... countries	Total	Foreign	Total	Foreign	Total	Foreign	Total	Foreign	Total	Foreign	
			Total	Indoors	Outdoors	Total	Indoors	Foreign												Foreign
									Total	Foreign	Foreign	Total	Foreign	Total	Foreign	Total	Foreign			

BUDAPEST (H)

RENEXP CENTRAL&SOUTHEAST EUROPE	1	3	1 452	1 083	269	42	118	0	6	78	31	13	12	T	3 549	N.A.	3 549	N.A.	
AUDITED BY CENTREX																			

CESKÉ BUDEJOVICE (CZ)

ADVENT MARKETS	1	3	1 377	592	0	720	0	65	0	1	100	0	0	P	27 388	N.A.	27 388	N.A.	
BEER FEST	1	2	3 851	414	0	537	4	2 900	0	2	62	5	0	T/P	11 605	N.A.	11 605	N.A.	
EDUCATION AND CRAFT	1	3	6 997	3 372	30	406	0	3 219	0	3	162	2	1	T/P	11 833	N.A.	11 833	N.A.	
FASHION SHOW	1	4	4 147	219	0	48	0	3 880	0	1	17	0	1	T/P	INCL IN HOBBY AUTUMN				
HOBBY	1	5	22 760	4 804	30	8 905	89	9 051	0	5	468	9	25	T/P	62 965	N.A.	62 965	N.A.	
HOBBY AUTUMN	1	4	8 229	2 521	16	1 828	62	3 880	0	4	178	4	1	T/P	24 644	N.A.	24 644	N.A.	
MOBILE SALON	1	3	22 976	4 063	45	8 741	0	10 172	0	3	75	2	4	T/P	17 023	N.A.	17 023	N.A.	
PRESENTATION OF SECONDARY SCHOOLS	1	1	196	196	0	0	0	0	0	1	42	0	0	P	INCL IN ADVENT MARKETS				
ZEMĚ ŽIVITELKA	1	6	31 640	5 330	118	16 690	387	9 620	0	6	534	15	47	T/P	104 565	N.A.	104 565	N.A.	
TOTAL			102 173	21 511	239	37 875	542	42 787	0		1 638	37	79		260 023	N.A.	260 023	N.A.	
AUDITED UNDER CENTREX SYSTEM																			

VYSTAVYSTÉ CESKÉ BUDEJOVICE

CLUJ-NAPOCA (RO)

AGRARIA	1	5	10 375	3 152	1 081	6 879	519	344	0	11	294	83	435	T/P	13 456	N.A.	13 456	N.A.	
AUDITED BY CENTREX																			

INTERMARKETING & CONSULTING SRL.

DEBRECEN (H)

I. DEBRECENI LAKÁSKULTÚRA VÁSÁR	1	3	494	488	0	0	0	6	0	1	39	0	0	P	2 526	N.A.	2 526	N.A.	
ENERGOEXPO	1	3	1 821	591	188	0	1 230	0	6	6	38	8	1	T	1 610	29	1 610	29	
FARMEREXPO	1	4	17 962	6 585	107	7 909	113	3 468	0	8	300	10	7	T/P	23 406	1 319	23 406	1 319	
HAJDÚÉP	1	3	1 084	905	0	149	20	30	0	2	64	1	0	T/P	5 290	58	5 290	58	
TOTAL			21 361	8 569	295	8 058	133	47 34	0		441	19	8		32 832	1 406	32 832	1 406	
AUDITED BY CENTREX																			

V-TRADE EXHIBITIONS LTD.

Events in 2008 (audited)

Events in 2008 (audited)	Interval (Years)	Duration (Days)	Net exhibition space incl.						Exhibitors			Represented companies			Visitors			Number of visits		
			Contracted space (sq.m.)			Special show space			from ... countries	Total	Foreign	Total	Foreign	Total	Foreign	Total	Foreign	Total	Foreign	
			Total	Indoors	Outdoors	Total	Indoors	Foreign												Foreign
									Total	Foreign	Foreign	Total	Foreign	Total	Foreign	Total	Foreign			

KIELCE (PL)

AGROTECH	1	3	23 723	18 287	760	5 436	170	0	0	12	416	28	0	T/P	33 609	N.A.	33 609	N.A.
ALARM	1	2	751	634	6	117	4	0	0	3	23	2	0	T	1 037	N.A.	1 037	N.A.
ALUMINIUM & NONFERMET	1	3	695	686	193	9	0	0	0	11	46	15	0	T	INCL IN METAL			
AUTOSTRADA-POLSKA	1	3	32 328	9 150	1 612	20 008	2 261	3 170	0	26	560	90	264	T	21 813	N.A.	21 813	N.A.
CONTROL-TECH	1	3	813	813	253	0	0	0	0	17	105	57	40	T	INCL IN METAL			
DOG FAIR	1	1	185	181	0	4	0	0	0	1	17	0	0	P	4 698	N.A.	4 698	N.A.
DOM	1	3	4 053	2 913	40	1 140	0	0	0	4	232	9	0	T/P	16 037	N.A.	16 037	N.A.
EDUKACJA	1	3	1 544	1 459	15	10	0	75	0	3	148	2	0	P	10 402	N.A.	10 402	N.A.
EKOTECH	1	3	576	576	69	0	0	0	0	4	32	5	0	T	INCL IN ENEX			
EMPLOYMENT FAIR	1	1	555	555	6	0	0	0	0	2	84	1	0	P	0	N.A.	0	N.A.
ENEX; ENEX NOWA ENERGIA	1	3	1 708	1 423	20	55	0	230	0	3	106	2	2	T	4 415	N.A.	4 415	N.A.
GASTRO-TECH	1	3	1 073	1 005	12	0	0	68	0	2	59	1	0	T/P	2 029	N.A.	2 029	N.A.
INTERKAMIEN	1	3	390	369	10	21	0	0	0	4	37	4	0	T	INCL IN PROGLASS			
JOB, CAREER, DEVELOPMENT	1	1	94	94	0	0	0	0	0	1	23	0	0	P	1 490	N.A.	1 490	N.A.
KIELCE FASHION	1	3	676	525	175	0	0	151	0	4	29	6	0	T/P	3 914	N.A.	3 914	N.A.
KIELCE SPORT - WINTER	1	4	7 785	7 785	240	0	0	0	0	10	218	19	0	T/P	2 613	N.A.	2 613	N.A.
KIELCE SPORT-LATO	1	3	6 064	5 195	160	869	0	0	0	6	181	7	0	T/P	1 683	N.A.	1 683	N.A.
LAS-EXPO	1	3	1 363	466	0	897	0	0	0	1	40	0	0	T	INCL IN AGRO-TECH			
LOGISTYKA	1	4	2 000	1 592	52	408	0	0	0	4	70	3	16	T	INCL IN MSPO			
MASZBUD	1	3	8 086	1 410	590	6 034	505	642	0	16	123	36	35	T	INCL IN AUTOSTRADA			
METAL*	1	3	3 994	3 963	1 304	31	0	0	0	28	324	185	0	T	3 357	N.A.	3 357	N.A.
MODNY ŚLUB	1	3	483	373	0	0	0	110	0	1	31	0	0	P	INCL IN KIELCE FASHION			
MSPO*	1	4	20 097	9 010	2 161	11 087	438	0	0	22	291	113	14	T	12 464	N.A.	12 464	N.A.
MTS	1	3	138	116	8	22	8	0	0	3	28	3	0	T/P	0	N.A.	0	N.A.
OGRÓD ITY	1	3	1 864	310	0	1 554	0	0	0	1	72	0	0	P	INCL IN DOM			
OPTEXO**	1	2	600	580	15	0	0	20	0	2	46	1	4	T	514	N.A.	514	N.A.
PIGEON FAIR	1	2	885	885	0	0	0	0	0	1	57	0	0	P	1 263	N.A.	1 263	N.A.
PLASTPOL*	1	4	14 204	13 952	6 216	252	6	0	0	33	837	436	51	T	16 208	N.A.	16 208	N.A.
PNEUMATICON	1	3	642	642	30	0	0	0	0	5	50	10	16	T	INCL IN ENEX			

KIELCE TRADE FAIRS

Events in 2008 (audited)	Interval (Years)	Duration (Days)	Net exhibition space incl.						Exhibitors			Represented companies			Visitors			Number of visits	
			Contracted space (sq.m.)		Special show space		from ... countries	Total	Foreign	Total	Foreign	Total	Foreign	Total	Admission for Trade/Public	Total	Foreign	Total	Foreign
			Indoors	Outdoors	Indoors	Foreign													
			Total	Foreign	Total	Foreign	Total	Foreign	Total	Foreign	Total	Foreign	Total	Foreign					

KIELCE (PL)

PROGLASS	1	3	258	64	0	0	0	0	0	6	24	5	1	0	0	3 342	N.A.	3 342	N.A.
REHMED-EXPO	1	3	1 156	70	0	0	0	0	0	5	100	25	0	0	0	2 157	N.A.	2 157	N.A.
ROTRA	1	3	1 286	158	294	0	0	0	0	6	52	8	15	0	0	1 521	N.A.	1 521	N.A.
SACROEXPO	1	3	3 514	3 001	431	155	0	358	0	11	244	31	3	0	0	4 311	N.A.	4 311	N.A.
SPORT-OBIEKT	1	2	1 144	675	6	69	0	400	0	2	33	1	0	0	0		INCL IN ALARM		
STOM	1	3	2 475	312	0	0	0	0	0	14	164	46	7	0	0		INCL IN PROGLASS		
TIL	1	3	729	107	9	9	0	0	0	8	48	20	0	0	0		INCL IN AUTOSTRADA		
TIWS	1	3	1 392	1 357	60	35	0	0	0	7	83	10	0	0	0	1 337	N.A.	1 337	N.A.
TOPGUM	1	3	3 321	481	58	0	0	2 840	0	3	38	3	33	0	0	418	N.A.	418	N.A.
TRAFFIC-EXPO	1	3	1 083	1 023	127	60	0	0	0	10	56	10	11	0	0		INCL IN AUTOSTRADA		
TRANSEXPO	1	3	10 176	8 294	709	1 882	0	0	0	14	178	40	0	0	0	3 125	N.A.	3 125	N.A.
VENUS	1	3	650	514	0	36	0	100	0	1	71	0	0	0	0		INCL IN DOM		
VOYAGER	1	3	264	256	0	8	0	0	0	1	31	0	0	0	0		INCL IN DOM		
WELDING	1	3	790	781	99	9	0	0	0	6	48	8	0	0	0		INCL IN METAL		
TOTAL			165 607	106 932	16 148	50 511	3 401	8 164	0		5 455	1 242	512	0		153 757		153 757	

AUDITED BY CENTREX * UFI APPROVED EVENT

** IN WARSAW

KIEV(UA)

BEZPEKA (SECURITY) - SECURITY SYSTEMS AND EQUIPMENT	1	4	4 139	3 614	264	0	0	525	0	8	185	16	0	0	0	9 971	N.A.	11 167	N.A.
EIA: ELECTRONICS AND INDUSTRIAL AUTOMATION	1	4	940	844	41	0	0	96	0	3	59	5	0	0	0		INCLUDED IN ELCOM		
ELCOM/UKRAINE * - POWER ENGINEERING, ELECTRICAL ENGINEERING, AND ENERGY EFFICIENCY	1	4	9 733	8 337	2 410	510	0	886	0	12	383	145	0	0	0	14 423	N.A.	16 401	N.A.
FRANCHISING *	1	3	504	364	48	0	0	140	0	5	31	5	0	0	0	3 956	N.A.	4 165	N.A.
INDUSTRIAL COLD - INDUSTRIAL REFRIGERATION EQUIPMENT, AIR-CONDITIONING, AND VENTILATION	1	4	2 397	1 797	107	0	0	600	0	7	75	12	0	0	0		INCLUDED IN MARHO		

EUROINDEX LTD.

Events in 2008 (audited)	Interval (Years)	Duration (Days)	Net exhibition space incl.						Exhibitors			Represented companies			Visitors			Number of visits	
			Contracted space (sq.m.)		Special show space		from ... countries	Total	Foreign	Total	Foreign	Total	Foreign	Total	Admission for Trade/Public	Total	Foreign	Total	Foreign
			Indoors	Outdoors	Indoors	Foreign													
			Total	Foreign	Total	Foreign	Total	Foreign	Total	Foreign									

KIEV(UA)

MARHO - EQUIPMENT FOR SHOPS, RESTAURANTS, AND HOTELS	1	4	5 410	4 810	253	0	0	600	0	7	183	11	0	0	0	10 927	N.A.	12 271	N.A.
REX - ADVERTISING, MARKETING, AND THE MASS MEDIA T-REX - TECHNOLOGIES, EQUIPMENT, AND MATERIALS FOR PRODUCTION OF ADVERTISEMENTS	1	4	6 066	5 477	146	64	0	525	0	6	402	13	0	0	0	19 917	N.A.	24 094	N.A.
TOTAL			29 189	25 243	3 269	574	0	3 372	0		1 318	207	0	0		59 194		68 098	

AUDITED UNDER CENTREX SYSTEM * UFI APPROVED EVENT

EUROINDEX LTD.
KIEV INTERNATIONAL CONTRACT FAIR

BUILDING & ARCHITECTURE * (AUTUMN)	1	4	18 152	12 581	1 945	5 187	401	384	0	20	844	111	0	0	0	31 642	385	32 986	385
BUILDING & ARCHITECTURE * (SPRING)	1	5	24 476	16 373	4 127	6 824	356	1 279	0	14	789	157	0	0	0	48 254	645	62 006	645
DESIGN LIVING TENDENCIES	1	4	11 821	11 429	3 078	32	0	360	0	11	390	96	0	0	0	24 187	325	27 654	325
FOOD EXPO UKRAINE *	1	4	3 104	2 528	827	37	33	539	0	13	139	40	0	0	0	12 881	328	13 531	328
FURNITURE TECHNOLOGIES, COMPONENTS, TEXTILES, FURNEQUIP (AUTUMN)	1	4	2 435	2 355	466	0	0	80	0	6	112	17	0	0	0		INCL. DESIGN LIVING TENDENCIES		
INTER AGRO	1	3	19 721	17 729	1 875	497	0	1 495	0	12	343	108	0	0	0	18 072	403	20 742	403
JEWELLER EXPO UKRAINE (AUTUMN)	1	4	7 922	6 813	512	0	0	1 109	0	11	241	41	0	0	0	25 305	176	31 028	176
JEWELLER EXPO UKRAINE (SPRING)	1	4	6 828	6 444	498	0	0	384	0	7	236	36	0	0	0	22 778	143	25 674	143
KINDEREX (AUTUMN)	1	4	267	267	15	0	0	0	0	2	25	1	0	0	0		INCL. KYIV FASHION (AUTUMN)		
KINDEREX (SPRING)	1	4	527	307	0	0	0	220	0	1	40	0	0	0	0		INCL. KYIV FASHION (SPRING)		
KYIV FASHION * (AUTUMN)	1	4	7 001	6 522	1 721	0	0	479	0	14	338	77	0	0	0	14 389	212	16 369	212
KYIV FASHION * (SPRING)	1	4	5 874	5 185	1 380	0	0	689	0	11	326	81	0	0	0	13 157	136	14 280	136
KYIV INTERNATIONAL FURNITURE FORUM * COMPRISING OF																28 003	698	37 333	698
FURNITURE TECHNOLOGIES, COMPONENTS, TEXTILES, FURNEQUIP (SPRING)	1	5	5 907	5 870	2 322	37	0	0	0	9	225	74	0	0	0		INCL. KYIV INTERNATIONAL FURNITURE FORUM		

Events in 2008 (audited)	Interval (Years)	Duration (Days)	Net exhibition space incl.						Exhibitors			Represented companies			Visitors			Number of visits		
			Contracted space (sq.m.)		Special show space		from ... countries	Total	Total	Foreign	Total	Foreign	Total	Foreign	Total	Admission for Trade/Public	Total	Foreign	Total	Foreign
			Indoors	Outdoors	Indoors	Outdoors														
			Total	Foreign	Total	Foreign	Total	Foreign	Total	Foreign	Total	Foreign	Total	Foreign	Total	Foreign	Total	Foreign		
KIEV INTERNATIONAL CONTRACT FAIR																				
KIEV EXPO FURNITURE (SPRING)	1	5	13012	11695	3 915	37	0	0	0	12	339	150	0	0	T/P	INCL. KYIV INTERNATIONAL FURNITURE FORUM				
KYIV SALON OF WATCHES	1	5	13012	11695	3 915	37	0	0	0	12	339	150	0	0	T/P	INCL. KYIV INTERNATIONAL FURNITURE FORUM				
MODERN HOTEL	1	4	702	702	0	0	0	0	0	1	33	0	0	0	T/P	INCL. JEWELLER EXPO UKRAINE (AUTUMN)				
OPTICS SALON. UKRAINE	1	4	958	958	0	0	0	0	0	1	53	0	0	0	T/P	INCL. RESTAURANT EXPO UKRAINE				
PACK FAIR	1	3	1 502	1 214	24	0	0	288	0	3	55	3	0	0	T/P		3 773	28	4 103	28
RESTAURANT EXPO UKRAINE	1	4	2 919	2 876	1077	43	0	0	0	12	183	63	0	0	T/P	INCL. FOOD EXPO UKRAINE				
RESTAURANT PROD EXPO UKRAINE	1	4	3 637	2 927	391	0	0	710	0	7	106	18	0	0	T/P		19631	213	24763	213
SALON ACCESSORIES AND FASHIONABLE ADORNMENTS (AUTUMN)	1	4	1 171	1 171	111	0	0	0	0	4	87	6	0	0	T/P	INCL. RESTAURANT EXPO UKRAINE				
SALON ACCESSORIES AND FASHIONABLE ADORNMENTS (SPRING)	1	4	616	616	0	0	0	0	0	1	74	0	0	0	T/P	INCL. JEWELLER EXPO UKRAINE (AUTUMN)				
VENDING EXPO UKRAINE	1	4	785	745	0	0	0	40	0	1	72	0	0	0	T/P	INCL. JEWELLER EXPO UKRAINE (SPRING)				
WORLD OF GLASS & TABLEWARE	1	4	497	497	18	0	0	0	0	2	30	1	0	0	T/P	INCL. RESTAURANT EXPO UKRAINE				
WORLD OF GLASS & TABLEWARE	1	4	726	726	28	0	0	0	0	3	31	2	0	0	T/P	INCL. RESTAURANT EXPO UKRAINE				
TOTAL			140 560	118 530	24 359	12 694	790	8056			5 111	1 082					262 072	3 692	310 469	3 692
AUDITED UNDER CENTREX SYSTEM * UFI APPROVED EVENT																				
GAL-EXPO JSC.																				
DENTAL-UKRAINE	1	3	1 519	1 519	147	0	0	0	0	11	124	27	308	282	T	4 171	N.A.	4 171	N.A.	
WOODPROCESSING	1	3	1 332	1 012	88	320	18	0	0	6	110	13	171	109	T	3 195	N.A.	3 195	N.A.	
TOTAL			2 851	2 531	235	320	18	0	0		234	40	479	391		7 366	N.A.	7 366	N.A.	
AUDITED BY CENTREX																				

Events in 2008 (audited)	Interval (Years)	Duration (Days)	Net exhibition space incl.						Exhibitors			Represented companies			Visitors			Number of visits		
			Contracted space (sq.m.)		Special show space		from ... countries	Total	Total	Foreign	Total	Foreign	Total	Foreign	Total	Admission for Trade/Public	Total	Foreign	Total	Foreign
			Indoors	Outdoors	Indoors	Outdoors														
			Total	Foreign	Total	Foreign	Total	Foreign	Total	Foreign	Total	Foreign	Total	Foreign	Total	Foreign	Total	Foreign		
AGROKOMPLEX - VÝSTAVNÍCTVO NITRA ŠTÁTNY PODNIK																				
AGROKOMPLEX *	1	5	23 499	4 907	1 608	14 892	2 055	3 700	0	17	582	117	54	40	T/P	72 507	822	72 507	822	
COOPEXPO*	1	5	761	747	107	14	0	0	0	2	67	10	0	0	T/P	INCLIN AGROKOMPLEX				
GARDENIA/ ENVIRO	1	4	2 335	203	0	922	111	1 210	0	4	124	8	0	0	P	36 438	720	36 438	720	
GASTRA	1	4	1 965	1 938	197	27	0	0	0	2	92	4	0	0	T/P	5 909	136	5 909	136	
LIGNUMEXPO/ LES / WOOD / FOREST	1	4	13 970	6 283	1 107	6 223	738	1 464	0	6	211	55	0	0	T/P	10 904	56	10 904	56	
MEDZINÁRODNÝ STROJÁRSKY VEĽTRH/ INTERNATIONAL ENGIN. TRADE FAIR *	1	4	29 805	20 500	5 442	9 145	1 098	160	0	27	842	319	526	478	T	21 667	1 950	21 667	1 950	
MLADÝ TVORCA / YOUNG CREATOR**	1	3	1 346	1 262	18	0	0	84	0	3	106	3	0	0	P	INCLIN GARDENIA				
NÁBYTOK A BÝVANIE/ FURNITURE AND LIVING	1	6	24 465	21 190	2 375	2 874	474	401	0	10	483	77	0	0	T/P	72 177	721	72 177	721	
ZIVNOSTENSKÉ TRHY*/ TRADING MARKETS	1	5	384	384	22	0	0	0	0	2	51	3	0	0	T/P	INCLIN AGROKOMPLEX				
TOTAL			98 530	57 414	10 876	34 097	4 476	7 019	0		2 558	596	580	518		219 602	4 405	219 602	4 405	
AUDITED UNDER CENTREX SYSTEM * UFI APPROVED EVENT																				
OSTRAVSKÉ VÝSTAVY A.S.																				
APPRENTICE, STUDENTS OF SECONDARY SCHOOL AND UNIVERSITY, PEDAGOGY, FOR TECH 2008	1	2	882	812	0	0	0	70	0	1	104	0	N.A.	N.A.	T/P	N.A.	N.A.	N.A.	N.A.	
GASTRO FESTIVAL OSTRAVA	1	3	3 331	1 134	0	48	0	2 149	0	1	62	0	N.A.	N.A.	T/P	6 801	137	6 801	137	
HOLIDAY AND REGION	1	3	2 110	1 658	37	240	0	212	0	3	100	7	N.A.	N.A.	T/P	6 211	N.A.	6 211	N.A.	
HOUSE AND FLAT	1	4	2 834	2 064	27	103	0	667	0	3	128	2	N.A.	N.A.	T/P	10 492	N.A.	10 492	N.A.	
INIDENT	1	3	1 807	817	0	0	0	990	0	1	53	0	N.A.	N.A.	T/P	2 133	N.A.	2 133	N.A.	
LIVING GARDEN	1	3	2 760	1 813	0	72	0	875	0	1	41	0	N.A.	N.A.	T/P	4 823	N.A.	4 823	N.A.	
ROOFS AND ISOLATIONS, BUILDING OF OSTRAVA	1	4	2 602	2 045	40	105	0	452	0	2	147	1	N.A.	N.A.	T/P	7 671	N.A.	7 671	N.A.	
SPORT, MODEL, HOBBY, GARDEN	1	3	1 793	643	59	544	0	606	0	3	47	3	N.A.	N.A.	T/P	6 211	N.A.	6 211	N.A.	
TOTAL			18 119	10 986	163	1 112	0	6 021	0		682	13	N.A.	N.A.		44 342	137	44 342	137	
AUDITED UNDER CENTREX SYSTEM																				

Events in 2008 (audited)	Interval (Years)	Duration (Days)	Net exhibition space incl.						Exhibitors			Represented companies			Visitors			Number of visits		
			Contracted space (sq.m.)			Special show space			from ... countries	Total	Foreign	Total	Foreign	Total	Foreign	Admission for Trade/Public	Total	Foreign	Total	Foreign
			Indoors	Outdoors	Total	Indoors	Outdoors	Total												
									Total	Foreign	Total	Foreign	Total	Foreign						
POZNAN (PL)																				
AQUAZOO	2	3	331	232	0	0	0	99	0	1	15	0	0	0	0	T/P	INCLIN NA RYBY	N.A.	N.A.	
ART & CRAFT FESTIVAL	1	4	2 358	2 358	30	0	0	0	0	4	390	7	0	0	0	T/P	N.A.	N.A.	N.A.	
BODY STYLE (AUTUMN)	1	3	605	584	123	0	0	21	0	5	27	4	0	0	0	T	INCLIN TEX-STYLE (AUTUMN)	N.A.	N.A.	
BODY STYLE (SPRING)	1	3	729	705	128	0	0	24	0	6	35	8	0	0	0	T	INCLIN TEX-STYLE (SPRING)	N.A.	N.A.	
BUDMA *	1	4	35 360	34 041	6 273	1 319	148	0	0	27	1 257	357	26	23	0	T/P	53 801	N.A.	53 801	
BUDMA INTERIOR	1	4	2 822	2 336	296	391	0	95	0	9	77	13	0	0	0	T/P	INCLIN MEBLE	N.A.	N.A.	
BUMASZ	2	4	10 301	7 568	1 385	1 883	125	850	0	15	243	57	15	15	0	T/P	INCLIN BUDMA	N.A.	N.A.	
DREMA *	1	4	27 670	22 936	4 876	3 634	290	1 100	0	18	398	133	72	71	0	T/P	18 354	N.A.	18 354	
DREMASLESIA-MEBELTECHEXPO - KATOWICE	1	3	1 100	1 050	18	50	0	0	0	3	30	2	0	0	0	T/P	1 359	N.A.	1 359	
EDUCATION FAIR	1	3	4 079	2 114	336	0	0	1 965	0	17	374	49	0	0	0	T/P	N.A.	N.A.	N.A.	
EKO-LAS - TUCHOLA	2	3	24 792	241	52	4 941	262	19 610	0	7	120	12	0	0	0	T/P	3 990	N.A.	3 990	
EURO-REKLAMA GIFT EXPO	1	3	1 419	1 209	34	50	0	160	0	4	91	3	0	0	0	T/P	INCLIN TEX-STYLE (AUTUMN)	N.A.	N.A.	
EURO-REKLAMA OUTDOOR EXPO	1	3	3 612	3 327	149	96	0	189	0	7	154	15	0	0	0	T/P	3 728	N.A.	3 728	
EXHIBITION ACCOMPANYING THE COP 14	-	14	7 974	7 974	213	0	0	0	0	7	35	14	0	0	0	T/P	N.A.	N.A.	N.A.	
EXHIBITION OF TECHNOLOGY FOR FOOD INDUSTRY - LUBLIN	1	3	1 395	1 395	0	0	0	0	0	1	2	0	0	0	0	T/P	N.A.	N.A.	N.A.	
EXPOPOWER	1	3	3 369	3 080	57	176	0	113	0	7	173	8	20	17	0	T/P	2 307	N.A.	2 307	
FAIR OF SHOES LEATHER AND LEATHER GOODS (AUTUMN) *	1	3	5 020	4 795	1 027	0	0	225	0	15	210	48	1	1	0	T/P	INCLIN TEX-STYLE (AUTUMN)	N.A.	N.A.	
FAIR OF SHOES LEATHER AND LEATHER GOODS (SPRING) *	1	3	5 882	5 657	1 097	0	0	225	0	17	253	62	1	1	0	T/P	INCLIN TEX-STYLE (AUTUMN)	N.A.	N.A.	
FARMA *	1	3	11 133	8 769	706	1 894	400	470	0	13	330	36	9	9	0	T/P	27 008	N.A.	27 008	
FIT-EXPO	1	3	4 494	2 425	167	0	0	2 069	0	8	85	10	10	6	0	T/P	2 711	N.A.	2 711	
FURNICA	1	4	6 909	6 909	954	0	0	0	0	17	219	59	11	9	0	T/P	INCLIN DREMA	N.A.	N.A.	
GARDENIA	1	3	2 692	2 425	20	47	0	220	0	2	133	1	0	0	0	T/P	N.A.	N.A.	N.A.	
GLASS&STONE	1	4	1 132	1 063	165	0	0	69	0	8	45	8	8	7	0	T/P	1 263	N.A.	1 263	
HOBBY	1	2	3 830	3 805	0	0	0	25	0	3	104	7	0	0	0	T/P	INCLIN TOUR SALON	N.A.	N.A.	
HOME DECOR *	1	4	4 726	4 304	1 491	15	15	407	0	11	174	71	0	0	0	T/P	INCLIN MEBLE	N.A.	N.A.	
INFOSYSTEM *	1	3	543	243	39	0	0	300	0	4	23	5	0	0	0	T/P	INCLIN ITM-POLAND	N.A.	N.A.	

Events in 2008 (audited)	Interval (Years)	Duration (Days)	Net exhibition space incl.						Exhibitors			Represented companies			Visitors			Number of visits		
			Contracted space (sq.m.)			Special show space			from ... countries	Total	Foreign	Total	Foreign	Total	Foreign	Admission for Trade/Public	Total	Foreign	Total	Foreign
			Indoors	Outdoors	Total	Indoors	Outdoors	Total												
									Total	Foreign	Total	Foreign	Total	Foreign						
POZNAN (PL)																				
INSTALACJE	2	4	16 097	15 580	2 013	517	0	0	0	21	536	79	12	10	0	T/P	24 558	N.A.	24 558	
INTERMASZ *	2	3	2 742	2 679	493	0	0	63	0	8	72	23	4	4	0	T/P	INCLIN TEX-STYLE (SPRING)	N.A.	N.A.	
INVEST HOTEL	1	3	2 820	2 794	99	6	0	20	0	7	160	6	11	8	0	T/P	INCLIN TOUR SALON	N.A.	N.A.	
ITM-POLAND *	1	4	29 661	28 938	7 260	261	0	462	0	28	987	371	245	234	0	T/P	18 248	N.A.	18 248	
KOMTECHNIKA	1	4	6 004	3 137	155	364	0	2 503	0	3	55	2	3	3	0	T/P	INCLIN POLEKO	N.A.	N.A.	
LOOK / BEAUTY VISION	1	2	7 871	3 906	127	0	0	3 965	0	5	215	10	0	0	0	T/P	10 125	N.A.	10 125	
MEBLE *	1	4	24 116	20 538	1 813	463	0	3 115	0	15	332	83	32	3	0	T/P	19 899	N.A.	19 899	
NA RYBY	1	3	1 515	1 252	4	9	0	254	0	2	51	1	0	0	0	T/P	10 805	N.A.	10 805	
NATIONAL ANIMAL BREEDING EXHIBITION	1	3	9 305	6 718	319	86	0	2 501	0	6	428	32	0	0	0	T/P	INCLIN FARMA	N.A.	N.A.	
NATIONAL HORTICULTURAL EXHIBITION	1	3	708	245	0	463	0	0	0	1	52	0	0	0	0	T/P	INCLIN FARMA	N.A.	N.A.	
OPTYKA	2	2	1 849	1 702	137	0	0	147	0	4	94	6	232	190	0	T/P	1 402	N.A.	1 402	
POLAGRA FOOD *	1	4	9 498	8 790	1 985	558	10	150	0	31	410	159	0	0	0	T/P	INCLIN TAROPAK	N.A.	N.A.	
POLAGRA TECH	1	5	13 923	12 804	1 512	939	29	180	0	17	335	90	43	42	0	T/P	INCLIN TAROPAK	N.A.	N.A.	
POLAGRA-PREMIERY	2	3	17 541	16 908	751	380	0	253	0	12	189	20	3	3	0	T/P	28 485	N.A.	28 485	
POLEKO *	1	4	12 390	11 963	2 252	246	20	181	0	19	738	228	103	100	0	T/P	15 091	N.A.	15 091	
POZNAŃ AUTOMOTIVE MEETINGS	1	3	13 147	6 693	0	535	0	5 919	0	1	47	0	0	0	0	T/P	11 307	N.A.	11 307	
POZNAŃ GAME ARENA	1	2	8 827	8 561	511	0	0	266	0	3	53	2	0	0	0	T/P	14 392	N.A.	14 392	
POZNAŃ OPTICAL SALON	1	2	619	619	0	0	0	0	0	1	67	0	0	0	0	T/P	N.A.	N.A.	N.A.	
ROLTECHNIKA - WILKOWICE	1	2	3 357	0	0	1 107	0	2 250	0	1	21	0	0	0	0	T/P	N.A.	N.A.	N.A.	
SALMED *	2	3	4 183	4 108	529	0	0	75	0	18	258	50	12	12	0	T/P	4 843	N.A.	4 843	
SAWO	2	4	6 015	3 869	1 176	226	0	1 920	0	20	195	63	27	26	0	T/P	INCLIN INSTALACJE	N.A.	N.A.	
SECUREX	2	4	5 187	5 042	372	145	0	0	0	19	216	26	25	25	0	T/P	INCLIN INSTALACJE	N.A.	N.A.	
TAROPAK *	2	4	19 928	16 450	4 112	3 233	46	245	0	31	784	297	75	74	0	T/P	34 739	N.A.	34 739	
TEX-STYLE (AUTUMN) *	1	3	6 161	6 033	739	6	0	122	0	15	210	39	2	1	0	T/P	8 824	N.A.	8 824	
TEX-STYLE (SPRING) *	1	3	5 436	4 931	1 003	0	0	505	0	15	191	56	3	2	0	T/P	9 350	N.A.	9 350	
TOUR SALON *	1	3	7 981	7 007	1 807	899	0	75	0	39	749	214	7	7	0	T/P	15 872	N.A.	15 872	
TOTAL			411 158	332 812	48 805	24 939	1 345	53 407			12 442	2 846	1 012	903			342 461	N.A.	342 461	
AUDITED UNDER CENTREX SYSTEM * UFI APPROVED EVENT																				

Events in 2008 (audited)

Interval (Years)	Duration (Days)	Net exhibition space incl.				Exhibitors			Represented companies			Visitors						
		Contracted space (sq.m.)		Special show space		from ... countries	Total	Foreign	Total	Foreign	Admission for Trade/Public	Total	Foreign					
		Indoors	Outdoors	Indoors	Foreign													
		Total	Foreign	Total	Foreign	Total	Foreign	Total	Foreign									
INCHEBA EXPO PRAGUE LTD.																		
1	4	10 221	6 428	37	1 002	0	2 791	0	11	70	1	28	26	T/P	25 849	N.A.	25 849	N.A.
1	4	2 401	1 675	29	0	0	726	0	4	263	6	0	0	T/P	14 386	N.A.	14 386	N.A.
1	4	625	421	42	0	0	204	0	3	40	5	0	0	T/P	INCLIN HOLIDAY WORLD			
1	4	3 133	3 013	630	0	0	120	0	22	158	46	101	99	T/P	8 474	N.A.	8 474	N.A.
1	4	9 611	7 799	3 348	212	0	1 600	0	49	701	345	0	0	T/P	23 479	N.A.	23 479	N.A.
1	4	2 051	1 703	115	83	0	265	0	4	61	3	0	0	T/P	24 806	N.A.	24 806	N.A.
1	3	1 726	1 456	170	0	0	270	0	17	139	17	52	35	T/P	4 512	N.A.	4 512	N.A.
1	3	1 183	913	189	0	0	270	0	8	90	12	0	0	T/P	2 021	N.A.	2 021	N.A.
1	5	11 588	9 042	855	589	0	1 957	0	8	241	21	0	0	T/P	63 945	N.A.	63 945	N.A.
1	3	2 938	2 592	449	0	0	346	0	23	65	7	273	273	T/P	4 282	N.A.	4 282	N.A.
1	3	2 533	2 064	151	0	0	469	0	6	149	8	0	0	T/P	11 334	N.A.	11 334	N.A.
1	3	5 211	4 090	594	8	8	1 113	0	15	191	64	275	255	T/P	N.A.	N.A.	N.A.	N.A.
1	4	3 951	3 611	186	172	0	168	0	4	171	10	0	0	T/P	7 345	N.A.	7 345	N.A.
1	4	8 514	8 210	224	44	0	260	0	6	361	15	0	0	T/P	24 436	N.A.	24 436	N.A.
1	3	3 742	3 722	561	20	0	0	0	10	109	14	39	36	T/P	3 837	N.A.	3 837	N.A.
1	4	5 633	5 017	249	112	0	504	0	32	256	32	501	483	T/P	12 041	N.A.	12 041	N.A.
1	4	823	823	25	0	0	0	0	5	36	3	2	2	T/P	INCLIN PRAGOINTERIERND			
1	4	1 551	1 212	172	14	0	325	0	2	129	14	0	0	T/P	INCLIN HOLIDAY WORLD			
1	4	6 402	221	35	2 681	18	3 500	0	3	33	2	0	0	T/P	INCLIN AUTOSHOW			
1	17	3 295	2 847	255	66	0	382	0	9	352	27	0	0	P	63 661	N.A.	63 661	N.A.
TOTAL		87 132	66 859	8 316	5 003	26	15 270	0		3 615	652	1 271	1 209		294 408	N.A.	294 408	N.A.

AUDITED UNDER CENTREX SYSTEM * UFI APPROVED EVENT

Events in 2008 (audited)

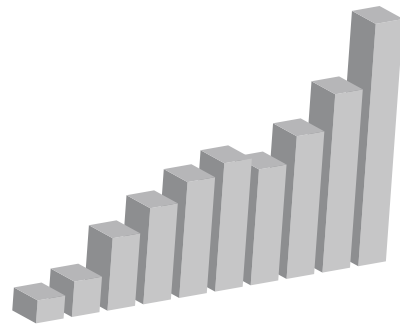
Interval (Years)	Duration (Days)	Net exhibition space incl.				Exhibitors			Represented companies			Visitors						
		Contracted space (sq.m.)		Special show space		from ... countries	Total	Foreign	Total	Foreign	Admission for Trade/Public	Total	Foreign					
		Indoors	Outdoors	Indoors	Foreign													
		Total	Foreign	Total	Foreign	Total	Foreign	Total	Foreign									
EXPO CENTER A.S.																		
1	3	3 346	2 260	325	0	0	1 086	0	4	117	23	0	0	T/P	10 998	N.A.	10 998	N.A.
1	4	1 764	857	17	801	74	106	0	3	131	10	0	0	T/P	19 751	N.A.	19 751	N.A.
1	2	2 359	486	42	60	0	1 813	0	2	56	4	0	0	T/P	1 640	N.A.	1 640	N.A.
1	3	3 951	2 681	583	625	313	645	0	5	130	45	0	0	T/P	2 091	N.A.	2 091	N.A.
1	4	10 178	9 557	1 998	174	0	447	0	11	368	113	0	0	T/P	11 325	N.A.	11 325	N.A.
TOTAL		24 724	18 039	3 285	2 209	417	4 476	0		836	204	0	0		47 031	N.A.	47 031	N.A.

AUDITED UNDER CENTREX SYSTEM

Events in 2008 (audited)

Interval (Years)	Duration (Days)	Net exhibition space incl.				Exhibitors			Represented companies			Visitors						
		Contracted space (sq.m.)		Special show space		from ... countries	Total	Foreign	Total	Foreign	Admission for Trade/Public	Total	Foreign					
		Indoors	Outdoors	Indoors	Foreign													
		Total	Foreign	Total	Foreign	Total	Foreign	Total	Foreign									
EXPO CENTER A.S.																		
1	3	3 126	2 198	320	549	30	379	0	2	34	9	0	0	T/P	1 226	N.A.	1 226	N.A.
TOTAL		24 724	18 039	3 285	2 209	417	4 476	0		836	204	0	0		47 031	N.A.	47 031	N.A.

AUDITED UNDER CENTREX SYSTEM



EXHIBITION STATISTICS 2008

OF THE MEMBERS OF
THE POLISH CHAMBER OF
EXHIBITION INDUSTRY

City (and) Name of the fair	duration days	contracted exhibition space						Special show area	Total net exhibition area	Number of exhibitors			Number of represented companies	Number of visitors	Fair organiser code
		covered		open		total	total			foreign	from ... countries				
		domestic	foreign	domestic	foreign										
BIELSKO BIALA (SEE LIST)															
ENERGETAB 21ST BIELSKO-BIALA INTERNATIONAL POWER INDUSTRY FAIR	3	10706	963	6175	90	17934	0	17934	581	47	20	93	870	20	
BYDGOSZCZ															
AFRODYTA HEALTH AND BEAUTY FAIR	2	340	0	0	0	340	50	390	44	0	1	0	0	16	
GRYF-BUD 26TH BUILDING INTERNATIONAL FAIR	3	663	0	180	0	843	0	843	56	0	1	0	0	16	
POLITOOLS MACHINE TOOLS TRADE FAIR	3	302	0	0	0	302	0	302	26	0	1	0	0	16	
WOD-KAN 16TH INTERNATIONAL FAIR FOR MACHINES AND FACILITIES FOR WATER SUPPLY AND SEWAGE SYSTEMS	3	6085	462	5754	30	12331	0	12331	410	41	10	311	7975	4	
GDANSK															
AMBERIF 15TH INTERNATIONAL FAIR OF AMBER, JEWELLERY AND GEMSTONES	5	4450	688	20	0	5158	0	5158	445	54	12	0	9739	6	
AMBERMART 9TH INTERNATIONAL AMBER FAIR	3	874	229	0	0	1103	0	1103	121	17	4	0	2882	6	
BALDENTICA 7TH BALTIC EXHIBITION OF DENTAL MATERIALS AND EQUIPMENT	3	1085	0	0	0	1085	0	1085	88	1	2	0	2650	1	
BALT-MILITARY-EXPO / SAFETY BALTIC MILITARY FAIR, FAIR FOR RESCUE AND SECURITY	3	1360	406	355	0	2121	1290	3411	118	20	9	0	2483	6	
BALTRIEK FAIR OF BAKERY, CONFECTIONERY AND ICE- CREAM PRODUCTS	3	1579	33	43	0	1655	250	1905	91	3	3	0	INCL. IN BALTRIEK	6	
CIEPLŹ BAŁTYK HOTEL INVESTMENT FAIR	3	932	48	0	0	980	0	980	109	6	4	0	INCL. IN GTT	6	
GASTROEXPO FAIR OF HOTEL GASTRONOMY AND SHOP EQUIPMENT	3	886	12	18	0	916	244	1160	73	7	5	0	INCL. IN GTT	6	
GOŁĘBIE THE INTERNATIONAL FAIR OF RACING PIGEONS AND ACCESSORIES	2	294	250	2	0	546	600	1146	55	16	2	0	2346	6	
GTT GDANSK TOURISM FAIR	3	1237	130	191	0	1558	626	2184	275	31	14	0	10121	6	
MLECZNA REWIA DAIRY AND ICE CREAM FAIR	3	885	12	0	0	897	20	917	62	1	2	0	2752	6	
POLYACHT GDANSK FAIR OF WATER SPORTS	3	589	36	554	0	1179	474	1653	97	6	4	0	INCL. IN GTT	6	

City (and) Name of the fair	duration days	contracted exhibition space						Special show area	Total net exhibition area	Number of exhibitors			Number of represented companies	Number of visitors	Fair organiser code
		covered		open		total	total			foreign	from ... countries				
		domestic	foreign	domestic	foreign										
TECHNICON, INNOWACJE, EDUCATIO PLUS	3	764	14	0	0	778	688	1466	81	4	2	0	2253	6	
URODA	2	1431	36	0	0	1467	828	2295	142	1	2	0	7501	6	
GDYNIA															
TARGI SPORTÓW WODNYCH I FESTIWAL ZEGLARSKI W IATRI WODA	4	0	0	2248	6	2254	250	2504	94	1	2	0	11850	14	
KATOWICE															
AUTOSALON/ AUTOSERWIS	3	1166	12	123	0	1301	10415	11716	76	1	2	0	6040	7	
DENTEXPO KATOWICE	2	358	0	0	0	358	0	358	38	0	1	0	0	19	
DREMASILESIA - MEBELTECHEXPO	3	1032	18	50	0	1100	0	1100	30	2	3	0	1359	11	
EXPOCHEM KATOWICE	2	397	31	0	0	428	0	428	43	6	4	0	0	19	
FLOWERTARG	3	164	0	478	0	642	251	893	45	0	1	3	INCL. IN TARGBUD	7	
GLOB	3	840	52	227	0	1119	0	1119	167	6	6	0	4576	7	
GOŁĄB	2	106	62	17	0	185	360	545	31	10	4	0	0	7	
HPS	3	3089	328	0	0	3417	0	3417	260	18	16	133	2762	7	
INTERECO-ECODOM	3	82	0	87	0	169	0	169	18	0	1	0	INCL. IN TARGBUD	7	
SGK	1	352	10	0	0	362	0	362	124	4	4	0	0	19	
ŚLAŚKIE TARGI KSIĄŻKI	3	192	0	0	0	192	531	723	36	0	1	0	0	7	
TARGBUD	3	1017	10	574	35	1636	0	1636	114	3	3	0	6511	7	

City (and) Name of the fair	duration days	contracted exhibition space						Special show area	Total net exhibition area	Number of exhibitors			Number of represented companies	Number of visitors	Fair organiser code
		covered		open		total	total			foreign	from ... countries				
		domestic	foreign	domestic	foreign										
KIELCE															
AGROTECH	3	17527	760	5266	170	23723	0	23723	416	28	12	0	33609	15	
ALARM	2	628	6	113	4	751	0	751	23	2	3	0	1037*	15	
ALUMINIUM & NONFERMET	3	493	193	9	0	695	0	695	46	15	11	0	INCL. IN METAL	15	
AUTOSTRADA- POLSKA	3	7538	1612	17747	2261	29158	3170	32328	560	90	26	264	21813*	15	
CONTROL-TECH	3	560	253	0	0	813	0	813	105	57	17	40	INCL. IN METAL	15	
DOM	3	2873	40	1140	0	4053	0	4053	232	9	4	0	16037	15	
EDUKACJA	3	1444	15	10	0	1469	75	1544	148	2	3	0	10402	15	
EKOTECH	3	507	69	0	0	576	0	576	32	5	4	0	INCL. IN ENEX	15	
ENEX- ENEX NOWA ENERGIA	3	1403	20	55	0	1478	230	1708	106	2	3	2	4415	15	
GASTRO-TECH	3	993	12	0	0	1005	68	1073	59	1	2	0	2029	15	
INTERKAMIEN	3	359	10	21	0	390	0	390	37	4	4	0	INCL. IN PROGLASS	15	
KIELCE FASHION	3	350	175	0	0	525	151	676	29	6	4	0	3914	15	
KIELCE SPORT - WINTER	4	7545	240	0	0	7785	0	7785	218	19	10	0	2613	15	
KIELCE SPORT- SUMMER	3	5035	160	869	0	6064	0	6064	181	7	6	0	1683	15	
LAS-EXPO	3	466	0	897	0	1363	0	1363	40	0	1	0	INCL. IN AGRO- TECH	15	
LOGISTYKA	4	1540	52	408	0	2000	0	2000	70	3	4	16	INCL. IN MSPO	15	

City (and) Name of the fair	duration days	contracted exhibition space						Special show area	Total net exhibition area	Number of exhibitors			Number of represented companies	Number of visitors	Fair organiser code
		covered		open		total	total			foreign	from ... countries				
		domestic	foreign	domestic	foreign										
		domestic	foreign	domestic	foreign	total	foreign			from ... countries					
MASZBUD	3	820	590	5529	505	7444	642	8086	123	36	16	35	INCL. IN AUTOSTRADA	15	
METAL	3	2659	1304	31	0	3994	0	3994	324	185	28	0	3357	15	
MODNY ŚLUB	3	373	0	0	0	373	110	483	31	0	1	0	INCL. IN KIELCE FASHION	15	
MSPO	4	6849	2161	10649	438	20097	0	20097	291	113	22	14	12464	15	
MTS	3	108	8	14	8	138	0	138	28	3	3	0	0	15	
OGROD I TY	3	310	0	1554	0	1864	0	1864	72	0	1	0	INCL. IN DOM	15	
OPTEXPO	2	565	15	0	0	580	20	600	46	1	2	4	514	15	
PLASTPOL	4	7736	6216	246	6	14204	0	14204	837	436	33	51	16208	15	
PNEUMATICON	3	612	30	0	0	642	0	642	50	10	5	16	INCL. IN ENEX	15	
PRACA, KARIERA, ROZWOJ	1	94	0	0	0	94	0	94	23	0	1	0	1490	15	
PROGLASS	3	194	64	0	0	258	0	258	24	5	6	1	3342	15	
REHIMED-EXPO	3	1086	70	0	0	1156	0	1156	100	25	5	0	2157	15	
ROTRA	3	834	158	294	0	1286	0	1286	52	8	6	15	1521	15	
SACROEXPO	3	2570	431	155	0	3156	358	3514	244	31	11	3	4311	15	
SPAWALNICTWO	3	682	99	9	0	790	0	790	48	8	6	0	INCL. IN METAL	15	
SPORT-OBIEKT	2	669	6	69	0	744	400	1144	33	1	2	0	INCL. IN ALARM	15	
STOM	3	2163	312	0	0	2475	0	2475	164	46	14	7	INCL. IN PROGLASS	15	
TARGI PRACY	1	549	6	0	0	555	0	555	84	1	2	0	0	15	

City (and) Name of the fair	duration days	contracted exhibition space						Special show area	Total net exhibition area	Number of exhibitors			Number of represented companies	Number of visitors	Fair organiser code
		covered		open		total	total			foreign	from ... countries				
		domestic	foreign	domestic	foreign										
		domestic	foreign	domestic	foreign	total	foreign			from ... countries					
TIL	3	613	107	0	9	729	0	729	48	20	8	0	INCL. IN AUTOSTRADA	15	
TIWS	3	1297	60	35	0	1392	0	1392	83	10	7	0	1337	15	
TOPGUM	3	423	58	0	0	481	2840	3321	38	3	3	33	418	15	
TRAFFIC-EXPO	3	896	127	60	0	1083	0	1083	56	10	10	11	INCL. IN AUTOSTRADA	15	
TRANSEXPO	3	7585	709	1882	0	10176	0	10176	178	40	14	0	3125	15	
VENUS	3	514	0	36	0	550	100	650	71	0	1	0	INCL. IN DOM	15	
VOYAGER	3	256	0	8	0	264	0	264	31	0	1	0	INCL. IN DOM	15	
WYSTAWA GOŁĘBI	2	885	0	0	0	885	0	885	57	0	1	0	1263	15	
WYSTAWA PSÓW RASOWYCH	1	181	0	4	0	185	0	185	17	0	1	0	4698	15	

KRAKÓW

12. TARGI KSIĄŻKI W KRAKOWIE	4	2875	36	0	0	2911	370	3281	482	9	6	0	23537	18
EDU.PL	3	712	42	1	0	755	213	968	131	8	5	0	5682	18
ENOEXPO	3	338	227	0	0	565	0	565	78	26	5	0	INCL. IN HORECA	18
EUROBIOTECH	3	105	24	0	0	129	473	602	22	5	5	0	462	18
EUROTOOL	3	5591	355	82	0	6028	100	6128	342	108	20	454	8338	18
HORECA/ GASTROFOOD	3	2806	244	0	0	3050	80	3130	229	39	8	0	9450	18
KRAKIDENT	3	3871	120	0	0	3991	800	4791	278	53	20	187	10345	18
MUSIC MEDIA	3	2182	269	0	0	2451	143	2594	97	19	3	0	4611	18

City (and) Name of the fair	duration days	contracted exhibition space						Special show area	Total net exhibition area	Number of exhibitors			Number of represented companies	Number of visitors	Fair organiser code
		covered		open		total	total			foreign	from ... countries				
		domestic	foreign	domestic	foreign										
NOWY DOM, NOWE MIESZKANIE 3.	2	367	0	0	0	367	0	367	49	0	1	0	2067	14	
NOWY DOM, NOWE MIESZKANIE 4.	2	434	0	0	0	434	0	434	60	0	1	0	3216	14	
NOWY DOM, NOWE MIESZKANIE 5.	2	268	0	0	0	268	0	268	42	0	1	0	2759	14	
SPA & WELLNESS SERVICES AND EQUIPMENT TRADE FAIR	3	875	6	0	0	881	100	981	85	1	2	0	1551	18	
TUNING SHOW	2	3260	0	1015	0	4275	484	4759	165	0	1	0	12853	18	
LESZNO-WILKOWICE															
ROLTECHNIKA	2	0	0	1107	0	1107	2250	3357	21	0	1	0	0	11	
LÓDŹ															
APTE KARZE	3	30	0	0	0	30	230	260	7	1	2	0	121	3	
BEAUTY FAIR	2	383	0	10	0	393	169	562	49	0	1	0	1425	9	
FILM VIDEO FOTO	3	3717	50	5	0	3772	246	4018	154	6	2	0	13794	9	
GAMES & TOYS	3	803	18	0	0	821	137	958	55	3	5	0	4334	3	
INTERBUD	4	4691	79	715	0	5485	624	6109	376	6	7	0	20277	3	
INTERFLAT	3	993	20	101	0	1114	200	1314	74	1	2	0	3864	9	
INTERTELECOM	3	2550	208	36	0	2794	198	2992	133	19	10	0	10219	9	
KARDIOLOGIA	1	165	0	0	0	165	700	865	20	0	1	0	1134	3	
KRAINA DZIECKA	3	383	0	12	0	395	62	457	52	0	1	0	1749	9	
ŁÓDZKI FESTIWAL ZDROWIA, WRÓŻB I NIEZWYKŁOŚCI (WIOSNA)	3	676	0	21	0	697	0	697	193	0	1	0	4033	9	

City (and) Name of the fair	duration days	contracted exhibition space						Special show area	Total net exhibition area	Number of exhibitors			Number of represented companies	Number of visitors	Fair organiser code
		covered		open		total	total			foreign	from ... countries				
		domestic	foreign	domestic	foreign										
ŁÓDZKI FESTIWAL ZDROWIA, WRÓŻB I NIEZWYKŁOŚCI (JESIEŃ)	4	807	0	22	0	829	0	829	232	0	1	0	5980	9	
ŁÓDZKIE TARGI EDUKACYJNE	3	1176	8	9	0	1193	54	1247	182	2	2	1	11636	9	
NA STYKU KULTUR	3	986	37	0	0	1023	54	1077	126	18	13	0	2718	9	
NATIONAL ROOFING SHOWROOM	2	895	60	0	0	955	1050	2005	44	4	5	0	3336	3	
NATURA FOOD	3	614	0	65	0	679	374	1053	110	0	1	0	2916	9	
REHABILITACJA	3	4569	210	27	0	4806	1330	6136	299	48	14	0	11673	3	
VETMEDICA	2	248	0	0	0	248	409	657	34	1	2	0	799	3	
LUBLIN															
4. MIĘDZYNARODOWE TARGI PRACY	1	223	52	0	0	275	0	275	59	13	9	0	6450	8	
6. TARGI USŁUG ŚLUBNYCH I OKOLICZNOŚCIOWYCH; 6. SALON MODY I URODY	2	743	0	0	0	743	50	793	99	0	1	0	4020	8	
AGRO PARK	3	361	70	4243	0	4674	243	4917	73	1	2	0	0	8	
AUTOSALON	2	2412	0	204	0	2616	550	3166	31	0	1	5	6190	8	
EDEN	3	588	0	207	0	795	243	1038	43	0	1	0	5299	8	
EDUKACJA	2	468	6	0	0	474	18	492	81	1	2	0	15112	8	
ENERGETICS	3	712	0	85	0	797	240	1037	76	0	1	0	0	8	
GASTRO	3	528	0	19	0	547	50	597	34	0	1	0	498	8	
LUBDOM WIOSNA	3	2602	0	466	0	3068	50	3118	202	0	1	0	6573	8	
LUBDOM JESIEŃ / ARANŻACJE	3	1203	0	299	0	1502	50	1552	116	0	1	0	4759	8	
LUBTECH	2	226	15	0	0	241	0	241	12	1	2	0	INCL. IN AUTOSALON	8	

City (and) Name of the fair	duration days	contracted exhibition space				Special show area	Total net exhibition area	Number of exhibitors			Number of represented companies	Number of visitors	Fair organiser code		
		covered		open				total	foreign	from ... countries					
		domestic	foreign	domestic	foreign										
LUBTOUR	2	418	10	10	0	438	75	513	30	1	2	0	0	8	
PASJE	3	131	0	98	0	229	200	429	19	0	1	0	0	2168	8
WYSTAWA TECHNOLOGII DLA PRZEMYSŁU SPOŻYWCZEGO	3	1395	0	0	0	1395	0	1395	2	0	1	0	0	11	
ZOO PARK	2	40	0	32	0	72	1516	1588	17	0	1	0	0	4206	8
POZNAN															
AQUAZOO	3	232	0	0	0	232	99	331	15	0	1	0	0	10805	11
BOATSHOW	4	4465	6	30	0	4501	589	5090	187	1	2	0	0	9083	3
BODY STYLE / SPECIAL DAYS I.	3	577	128	0	0	705	24	729	35	8	6	0	0	INCL. IN TEX- STYLE I.	11
BODY STYLE / SPECIAL DAYS II.	3	461	123	0	0	584	21	605	27	4	5	0	0	8824	11
BUDMA	4	27768	6273	1171	148	35360	0	35360	1257	357	27	26	0	53801	11
BUDMA INTERIOR	4	2040	296	391	0	2727	95	2822	77	13	9	0	0	INCL. IN MEBLE	11
BUMASZ	4	6183	1385	1758	125	9451	850	10301	243	57	15	15	0	INCL. IN BUDMA	11
CEDE	3	7977	712	0	0	8689	433	9122	280	36	12	0	0	9387	1
COP 14	14	7761	213	0	0	7974	0	7974	35	14	7	0	0	0	11
DREMA	4	18060	4876	3344	290	26570	1100	27670	398	133	18	72	0	18354	11
EURO-REKLAMA GIFT EXPO	3	1175	34	50	0	1259	160	1419	91	3	4	0	0	INCL. IN BODY- STYLE II.	11
EURO-REKLAMA OUTDOOR EXPO	3	3178	149	96	0	3423	189	3612	154	15	7	0	0	3728	11
EXPOPOWER	3	3023	57	176	0	3256	113	3369	173	8	7	20	0	2307	11

City (and) Name of the fair	duration days	contracted exhibition space				Special show area	Total net exhibition area	Number of exhibitors			Number of represented companies	Number of visitors	Fair organiser code		
		covered		open				total	foreign	from ... countries					
		domestic	foreign	domestic	foreign										
FARMA, PRO-HORTI	4	8063	706	1494	400	10663	470	11133	330	36	13	9	0	27008	11
FITEXPO	3	2258	167	0	0	2425	2069	4494	85	10	8	10	0	2711	11
FPA	4	2328	30	0	0	2358	0	2358	390	7	4	0	0	0	11
FURNICA	4	5955	954	0	0	6909	0	6909	219	59	17	11	0	INCL. IN DREMA	11
GARDENIA	3	2405	20	47	0	2472	220	2692	133	1	2	0	0	0	11
GLASS & STONE	4	898	165	0	0	1063	69	1132	45	8	8	0	0	1263	11
HOBBY	2	3805	0	0	0	3805	25	3830	104	7	3	0	0	INCL. IN TOUR SALON	11
HOME DECOR	4	2813	1491	0	15	4319	407	4726	174	71	11	0	0	INCL. IN MEBLE	11
INFOSYSTEM	3	204	39	0	0	243	300	543	23	5	4	0	0	INCL. IN ITM	11
INSTALACJE	4	13567	2013	517	0	16097	0	16097	536	79	21	12	0	24558	11
INTERMASZ	3	2186	493	0	0	2679	63	2742	72	23	10	4	0	INCL. IN TEX- STYLE I.	11
INVEST-HOTEL	3	2695	99	6	0	2800	20	2820	160	6	7	11	0	INCL. IN TOUR SALON	11
ITM POLSKA	4	21678	7260	261	0	29199	462	29661	987	371	28	245	0	18248	11
KOMTECHNIKA	4	2982	155	364	0	3501	2503	6004	55	2	3	3	0	INCL. IN POLEKO	11
KWO	3	245	0	463	0	708	0	708	52	0	1	0	0	INCL. IN FARMA	11
KWZH	3	6399	319	86	0	6804	2501	9305	428	32	6	0	0	INCL. IN FARMA	11
LOOK, BEAUTY VISION	2	3779	127	0	0	3906	3965	7871	215	10	18	0	0	10125	11
MEBLE	4	18725	1813	463	0	21001	3115	24116	332	83	15	32	0	19899	11
NA RYBY	3	1248	4	9	0	1261	254	1515	51	1	2	0	0	INCL. IN AQUAZOO	11
OPTYKA	2	1565	137	0	0	1702	147	1849	94	6	4	0	0	1402	11

City (and) Name of the fair	duration days	contracted exhibition space						Special show area	Total net exhibition area	Number of exhibitors			Number of represented companies	Number of visitors	Fair organiser code
		covered		open		total	total			foreign	from ... countries				
		domestic	foreign	domestic	foreign										
PGA	3	8050	511	0	0	8561	266	8827	53	2	3	0	14392	11	
POLAGRA-FOOD	4	6805	1985	548	10	9348	150	9498	410	159	31	0	INCL IN TAROPAK	11	
POLAGRA-PREMIERY	3	16157	751	380	0	17288	253	17541	189	20	12	3	28485	11	
POLAGRA-TECH	4	11292	1512	910	29	13743	180	13923	335	90	17	43	INCL IN TAROPAK	11	
POLEKO	4	9711	2252	226	20	12209	181	12390	738	228	19	103	15091	11	
POZNAŃSKI SALON OPTYCZNY	2	619	0	0	0	619	0	619	67	0	1	0	0	11	
PSM	3	6693	0	535	0	7228	5919	13147	47	0	1	0	11307	11	
SALIMED	3	3579	529	0	0	4108	75	4183	258	50	18	12	4843	11	
SAWO	4	2693	1176	226	0	4095	1920	6015	195	63	20	27	INCL IN INSTALACJE	11	
SECUREX	4	4670	372	145	0	5187	0	5187	216	26	19	25	INCL IN INSTALACJE	11	
TARGI EDUKACYJNE; SALON WYPOSAŻENIA SZKÓŁ; KSIĄŻKA DLA DZIECI I MŁODZIEŻY	3	1778	336	0	0	2114	1965	4079	374	49	17	0	0	11	
TARGI OBUWIA, SKÓRY I WYROBÓW SKÓRZANYCH I.	3	4560	1097	0	0	5657	225	5882	253	62	17	1	INCL IN TEX- STYLE I.	11	
TARGI OBUWIA, SKÓRY I WYROBÓW SKÓRZANYCH II.	3	3768	1027	0	0	4795	225	5020	210	48	15	1	INCL IN BODY- STYLE II.	11	
TAROPAK	4	12338	4112	3187	46	19683	245	19928	784	297	31	75	34739	11	
TEX - STYLE / NEXT SEASON I.	3	3928	1003	0	0	4931	505	5436	191	56	17	0	9350	11	
TEX - STYLE / NEXT SEASON II.	3	5294	739	6	0	6039	122	6161	210	39	15	2	INCL IN BODY- STYLE II.	11	
TOUR SALON	3	5200	1807	899	0	7906	75	7981	749	214	39	0	15872	11	

City (and) Name of the fair	duration days	contracted exhibition space						Special show area	Total net exhibition area	Number of exhibitors			Number of represented companies	Number of visitors	Fair organiser code
		covered		open		total	total			foreign	from ... countries				
		domestic	foreign	domestic	foreign										
BUD-GRYF SZCZECIN	3	1516	91	447	0	2054	200	2254	150	5	4	0	7398	12	
CHEMIKA	2	220	0	0	0	220	0	220	13	0	1	0	0	12	
DENTEXPO SZCZECIN	2	65	0	0	0	65	0	65	12	0	1	0	0	19	
ENERGIA	3	289	39	147	0	475	0	475	32	3	2	0	INCL IN BUD- GRYF	12	
EZOTERIA	3	71	0	0	0	71	0	71	22	0	1	0	8022	12	
IT HOME & BUSINESS	2	63	0	0	0	63	0	63	9	0	1	0	0	12	
KARIERA	2	304	6	0	0	310	740	1050	46	1	2	0	0	12	
MARKET TOUR	3	150	0	711	102	963	210	1173	89	9	4	0	0	12	
OGRÓD	2	25	0	816	0	841	0	841	49	0	1	0	0	12	
ORGANIC (WIOSNA)	2	68	0	0	0	68	0	68	21	0	1	0	0	12	
ORGANIC (JESIEN)	3	174	3	0	0	177	0	177	38	1	2	0	INCL IN EZOTERIA	12	
PROBIZNES	2	181	12	0	0	193	700	893	23	1	2	0	0	12	
SKA	3	126	0	0	0	126	120	246	33	0	1	0	0	18	
WSZYSTKO DLA DOMU	3	1079	0	163	0	1242	138	1380	91	0	0	0	INCL IN EZOTERIA	12	

SZCZECIN

BUD-GRYF SZCZECIN	3	1516	91	447	0	2054	200	2254	150	5	4	0	7398	12
CHEMIKA	2	220	0	0	0	220	0	220	13	0	1	0	0	12
DENTEXPO SZCZECIN	2	65	0	0	0	65	0	65	12	0	1	0	0	19
ENERGIA	3	289	39	147	0	475	0	475	32	3	2	0	INCL IN BUD- GRYF	12
EZOTERIA	3	71	0	0	0	71	0	71	22	0	1	0	8022	12
IT HOME & BUSINESS	2	63	0	0	0	63	0	63	9	0	1	0	0	12
KARIERA	2	304	6	0	0	310	740	1050	46	1	2	0	0	12
MARKET TOUR	3	150	0	711	102	963	210	1173	89	9	4	0	0	12
OGRÓD	2	25	0	816	0	841	0	841	49	0	1	0	0	12
ORGANIC (WIOSNA)	2	68	0	0	0	68	0	68	21	0	1	0	0	12
ORGANIC (JESIEN)	3	174	3	0	0	177	0	177	38	1	2	0	INCL IN EZOTERIA	12
PROBIZNES	2	181	12	0	0	193	700	893	23	1	2	0	0	12
SKA	3	126	0	0	0	126	120	246	33	0	1	0	0	18
WSZYSTKO DLA DOMU	3	1079	0	163	0	1242	138	1380	91	0	0	0	INCL IN EZOTERIA	12

TORUN


DZIEŃ AKADEMII PIĘKNOŚCI	1	203	0	3	0	206	0	206	32	0	1	0	1028	17
KONSERWACJE	3	702	0	48	0	750	0	750	71	0	1	0	1032	17
KOŚCIOŁY	3	249	0	20	0	269	0	269	35	0	1	0	INCL IN KONSERWACJE	17
METAL TOOLS	3	603	0	30	0	633	0	633	43	0	1	0	1098	17
MOTO-TOR	2	645	0	21	0	666	0	666	32	0	1	0	2469	17
OD DZIAŁKI PO DOM, INVEST-TOR	2	654	0	27	0	681	0	681	66	0	1	0	5649	17

City (and) Name of the fair	duration days	contracted exhibition space						Special show area	Total net exhibition area	Number of exhibitors			Number of represented companies	Number of visitors	Fair organiser code
		covered		open		total	total			foreign	from ... countries				
		domestic	foreign	domestic	foreign										
		domestic	foreign	domestic	foreign	total	foreign			from ... countries					
TUCHOLA															
EKO-LAS	3	189	52	4679	262	5182	19610	24792	120	12	7	0	3990	11	
WARSAW															
1. WARSZAWSKI SALON KSIĄŻKI	3	318	4	0	0	322	20	342	74	1	2	0	3726	14	
10. TARGI BUDOWLANE MURATOR EXPO	3	1760	0	330	0	2090	0	2090	146	0	1	0	5502	14	
3RD EXHIBITION OF TERTIARY AND SCIENCE BOOK	3	202	0	0	0	202	0	202	51	0	1	0	3096	14	
BUDOWA, REMONT, DOM	2	1433	0	28	0	1461	150	1611	115	0	1	0	2483	14	
CŁO I GRANICA	2	273	10	0	0	283	50	333	20	1	2	0	0	19	
COIN EXPO	3	191	134	0	0	325	150	475	22	12	11	0	0	19	
EUROGASTRO	3	5946	570	54	0	6570	980	7550	308	62	11	0	20587	10	
EUROLAB	3	1470	78	0	0	1548	390	1938	125	19	7	0	5827	10	
FRANCHISING	3	257	39	0	0	296	0	296	31	4	5	0	0	19	
GEOLOGIA	2	227	9	20	0	256	0	256	22	1	2	0	0	19	
INFRASTRUKTURA	3	1719	243	503	50	2515	1081	3596	113	15	9	0	7511	10	
INFRATECH	2	194	12	0	0	206	0	206	35	1	2	0	0	19	
IWIS	2	194	0	114	0	308	0	308	42	13	13	0	0	19	
LATO	3	1990	294	1446	0	3730	610	4340	340	34	13	0	27882	10	
MIEŚO I WĘDLINY	2	279	0	0	0	279	0	279	29	0	1	0	0	19	
NAFTA I GAZ	2	142	48	0	0	190	0	190	20	4	3	0	0	19	

City (and) Name of the fair	duration days	contracted exhibition space						Special show area	Total net exhibition area	Number of exhibitors			Number of represented companies	Number of visitors	Fair organiser code
		covered		open		total	total			foreign	from ... countries				
		domestic	foreign	domestic	foreign										
		domestic	foreign	domestic	foreign	total	foreign			from ... countries					
WARSAW															
NOWY DOM, NOWE MIESZKANIE	2	1442	0	0	0	1442	0	1442	132	0	1	0	8146	14	
NOWY DOM, NOWE MIESZKANIE	2	854	0	0	0	854	0	854	101	0	1	0	2917	14	
NOWY DOM, NOWE MIESZKANIE	2	1893	0	0	0	1893	0	1893	174	0	1	0	9782	14	
NOWY DOM, NOWE MIESZKANIE	2	890	0	0	0	890	0	890	103	0	1	0	4975	14	
TT WARSZAW TOUR & TRAVEL	3	1718	2974	23	0	4715	1766	6481	501	296	56	0	29810	10	
TWOJE PIENIĄDZE	3	241	0	0	0	241	100	341	11	0	1	0	0	19	
WETERYNARIA	3	526	30	0	0	556	577	1133	70	6	6	0	1520	10	
WGK	1	39	0	0	0	39	0	39	25	0	1	0	0	19	
WIATR I WODA	4	6387	205	0	0	6592	160	6752	333	22	11	0	25237	14	
WORLD HOTEL	3	1763	117	0	0	1880	250	2130	130	7	3	0	2938	10	
ZŁOTO SREBRO CZAS	3	2243	152	0	0	2395	104	2499	234	11	6	0	4356	5	
ZOOMARKET	3	401	58	0	0	459	100	559	27	3	4	0	0	19	
WROCLAW															
DENTAMED	2	1089	0	0	0	1089	1000	2089	124	8	8	56	3081	18	
KAMIEN	4	2966	2131	458	121	5676	0	5676	255	104	17	0	9660	2	
WROCLAWSKIE TARGI PRACY	2	198	0	0	0	198	0	198	37	0	1	0	0	13	

CODE	ORGANISER'S NAME & CONTACT ADDRESS	CODE	ORGANISER'S NAME & CONTACT ADDRESS
1	EXACTUS s.j. Al. Kościuszki 17, lp., 90-418 Łódź, tel. +48 42 632 2866, fax +48 42 632 2859	11	Międzynarodowe Targi Poznańskie sp. z o.o. ul. Głogowska 14, 60-734 Poznań tel. +48 61/ 869 2000, fax +48 61/ 869 2999
2	GEOSERVICE - CHRISTI sp. z o.o. ul. Piłsudskiego 41/7, 50-032 Wrocław, tel. +48 71 343 2104, fax +48 71 372 4419	12	Międzynarodowe Targi Szczecińskie sp. z o.o. ul. Struga 6-8, 70-777 Szczecin, tel. +48 91/ 464 4401, fax +48 91/ 464 4402, 464 4489
3	INTERSERVIS sp. z o.o. ul. Stefanowskiego 24, 90-537 Łódź tel. +48 42 637 1215, 637 1359, 637 2758, fax +48 42 639 7980	13	Międzynarodowe Targi Wrocławskie sp. z o.o. ul. Wystawowa 1, 51-618 Wrocław tel. +48 71 348 3956, fax +48 71 348 3956
4	Izba Gospodarcza Wodociągi Polskie ul. Kasprowicza 2, 85-073 Bydgoszcz tel. +48 52 376 8910, fax +48 52 376 8920	14	MURATOR EXPO sp. z o.o. ul. Senatorska 13/15, 00-075 Warszawa tel. +48 22 829 6680, fax +48 22 829 6681, 829 6690
5	Międzynarodowe Centrum Targowe sp. z o.o. ul. Finlandzka 10, 03-903 Warszawa tel. +48 22/ 617 3042, 617 4191, fax +48 22/ 616 1104	15	Targi Kielce sp. z o.o. ul. Zakładowa 1, 25-672 Kielce tel. +48 41 365 1222, fax +48 41 345 6261
6	Międzynarodowe Targi Gdańskie S.A. ul. Beniowskiego 5, 80-382 Gdańsk tel. +48 58/ 554 9200, fax +48 58/ 552 2168	16	Targi Pomorskie sp. z o.o. ul. Hetmańska 38, 85-039 Bydgoszcz tel. +48 52 323 0714, 323 0715, 322 6770, fax +48 52 322 6770, 322 7845
7	Międzynarodowe Targi Katowickie sp. z o.o. Bytkowska 1b, 40-955 Katowice tel. + 48 32 78 99 100, fax + 48 32 25 40 227	17	Targi Toruńskie sp. z o.o. ul. Szosa Chełmińska 27, 87-100 Toruń tel. +48 56 658 2090, fax +48 56 658 2099
8	Międzynarodowe Targi Lubelskie S. A. ul. Dworcowa 11, 20-406 Lublin, tel. +48 81/ 534 4614, 532 4462, fax +48 81/ 534 9295	18	Targi w Krakowie sp. z o.o. ul. Centralna 41a, 31-586 Kraków tel. +48 12 644 8165, 644 5932, fax +48 12 644 6141
9	Międzynarodowe Targi Łódzkie sp. z o.o. ul. Wólczańska 199, 90-531 Łódź, tel. +48 42/ 636 2983, 636 8678, fax +48 42/ 637 2935	19	Zarząd Targów Warszawskich S.A. ul. Puławska 12a, 02-566 Warszawa tel. +48 22 849 6006, 849 6071, 849 6044, 840 6081, fax +48 22 849 3584
10	Międzynarodowe Targi Polska sp. z o.o. ul. Makowska 95, 04-307 Warszawa tel. +48 22/ 529 3900, 529 3950, fax +48 22/ 529 3976	20	ZIAD Bielsko-Biała S.A. Al. Armii Krajowej 220, 43-316 Bielsko-Biała tel. +48 33 813 8240, 813 8201, 813 8210, fax +48 33 814 2231, 813 8233





H-1101 Budapest, Albertirsai út 10.

Tel./Fax: + 36-1-26-36-368

Web: <http://www.centrexstat.org>

E-mail: info@centrexstat.org

